

PARTS LIST

60cm Boats



 Manufactured in the United Kingdom



Contents;

- 2 - Boat Console - Page 1
- 3 - Boat Console - Page 2
- 4 - Boat Steering Wheel S/Assy
- 5 - Boat F+R Stick S/Assy
- 6 - Multi Mech Coin Door
- 7 - Boat TX & TX Motherboard
- 8 - Boat Console Motherboard
- 9 - Boat Power Supply/Receiver fault codes
- 10 - Boat Charger & Battery
- 11 - Boat Hull less Motors
- 12 - Boat Hull Complete
- 13 - Boat Top Fixing guide
- 14 - Spares Pack


www.tornado-uk.com
sales@tornado-uk.com
Tel +44 121 773 1827
Fax +44 121 773 6056

Tornado International Limited
Unit 20
Stirchley Trading Estate
Hazelwell Road
Stirchley
Birmingham
B30 2PF
England, United Kingdom

| Item | Part Number | Description |
|------|--------------|---|
| 1 | 6J00-885 | Console Mother PCB Assy 99 |
| 2 | 6J00-200/201 | Genesis Boat S/Wheel S/Assy |
| 3a | 2G01-810 | 99 Console Moulding White Drilled |
| 3b | 3G01-810 | 99 Console Drilled C/W 1x Access Door (Master Console only) |
| 4 | 2J00-201 | Cash Box Assy 2003 |
| 5 | 2J00-801 | Cash Box Locating Block |
| 6 | 1H00-725 | Cash Box Strap (Hasp) |
| 7 | 0F05-016 | Pop Rivet Alu Domed Open 3.2x11.5mm Black |
| 8 | 1H00-351 | Spacer Nylon Tapped M5 6.35x9.53mm |
| 9 | 0F00-506 | Nut M5 Thumb Nylon Kn |
| 10 | 0F00-586 | M Screw M5x30MM SKT Button Head S/Steel |
| 11 | 0F05-015 | Pop Rivet Alu Domed Open 3.2x11.5mm |
| 12 | 0F05-056 | Pop Rivet Alu Domed Open 4x13.9mm |
| 13 | 1L01-003 | Genesis Credit Label 2007 |
| 14 | 1H08-052 | PVC Clear 120x103x3mm |
| 15 | 0F07-353 | Cable 'P' Clip 12.5mm White |
| 16 | 0F05-931 | Hex Self Drill 4.8x19(10x3/4) S/Steel |
| 17 | 2J07-005 | Sports Cruiser S/Wheel Loom |
| 18 | 3J01-850 | 2007 Multi Mech Coin Door S/Assy |
| 19 | 0F05-956 | Cup Hook Screwed |
| 20 | 0F00-588 | M Screw M5 x 30mm SKT Countersunk Head S/Steel |
| 21 | 0F07-284 | Clamp for 16 Way Ribbon Cable with sticky back |
| 22 | 0H00-740 | Spacer Nylon Tapped M5 12.7mm x 9.35mm |
| 23 | 0F00-610 | Washer M6x25MM S/S PSS6 1/4x1" |
| 24 | 0F00-510 | Washer M5x25MM S/Steel (2BAX1") |
| 25 | 0F00-607 | Nut M6 Wing S/Steel |
| 26 | 3J00-806 | Console Access Door White C/W Lock (Master Console Only) |

(Not all items are on this page, some are on the next page)

8J07-810 - Genesis Master Console



8J07-809 - Genesis Standard Console



6J00-200 - Mini Marina Steering Wheel Assembly



6J00-201 - Pirate Steering Wheel Assembly



TX Motherboard mountings are at the back of the console.

* Blank doors & Note Acceptor doors are also available Themes can be mixed upon request

Note: The information contained in this publication is correct at the time of printing, but owing to the continued development of the products, changes in the specification may be inevitable. The manufacturer reserves the right to implement such changes without prior notice.






| Item | Part Number | Description |
|------|--------------|---|
| 1 | 6J00-885 | Console Mother PCB Assy 99 |
| 2 | 6J00-200/201 | Genesis Boat S/Wheel S/Assy |
| 3a | 2G01-810 | 99 Console Moulding White Drilled |
| 3b | 3G01-810 | 99 Console Drilled C/W 1x Access Door (Master Console only) |
| 4 | 2J00-201 | Cash Box Assy 2003 |
| 5 | 2J00-801 | Cash Box Locating Block |
| 6 | 1H00-725 | Cash Box Strap (Hasp) |
| 7 | 0F05-016 | Pop Rivet Alu Domed Open 3.2x11.5mm Black |
| 8 | 1H00-351 | Spacer Nylon Tapped M5 6.35x9.53mm |
| 9 | 0F00-506 | Nut M5 Thumb Nylon Kn |
| 10 | 0F00-586 | M Screw M5x30MM SKT Button Head S/Steel |
| 11 | 0F05-015 | Pop Rivet Alu Domed Open 3.2x11.5mm |
| 12 | 0F05-056 | Pop Rivet Alu Domed Open 4x13.9mm |
| 13 | 1L01-003 | Genesis Credit Label 2007 |
| 14 | 1H08-052 | PVC Clear 120x103x3mm |
| 15 | 0F07-353 | Cable 'P' Clip 12.5mm White |
| 16 | 0F05-931 | Hex Self Drill 4.8x19(10x3/4) S/Steel |
| 17 | 2J07-005 | Sports Cruiser S/Wheel Loom |
| 18 | 3J01-850 | 2007 Multi Mech Coin Door S/Assy |
| 19 | 0F05-956 | Cup Hook Screwed |
| 20 | 0F00-588 | M Screw M5 x 30mm SKT Countersunk Head S/Steel |
| 21 | 0F07-284 | Clamp for 16 Way Ribbon Cable with sticky back |
| 22 | 0H00-740 | Spacer Nylon Tapped M5 12.7mm x 9.35mm |
| 23 | 0F00-610 | Washer M6x25MM S/S PSS6 1/4x1" |
| 24 | 0F00-510 | Washer M5x25MM S/Steel (2BAX1") |
| 25 | 0F00-607 | Nut M6 Wing S/Steel |
| 26 | 3J00-806 | Console Access Door White C/W Lock (Master Console Only) |

(Not all items are on this page, some are on the previous page)





The Credit Display is suspended from the top of the console. It is mounted on four downward facing screws (item 20.) The console is sandwiched between the screw heads and spacers (item 22) and the Credit Display PCB is sandwiched between the spacers & the thumb nuts (9.) The Credit Label (item 13) conceals the screw heads from above.



The installation fixing kit is supplied in the Spares Pack (Page 15)



Position Labels;
 1L08-010 - 1 & 2 1L08-013 - 7 & 8
 1L08-011 - 3 & 4 1L08-014 - 9 & 10
 1L08-012 - 5 & 6 1L08-015 - 11 & 12



3J02-852 - Credit Display

Note: The information contained in this publication is correct at the time of printing, but owing to the continued development of the products, changes in the specification may be inevitable. The manufacturer reserves the right to implement such changes without prior notice.



| Item | Part Number | Description |
|------|-------------|---|
| 1 | 2G00-210 | Genesis Boat S/Wheel Mould Brown Drilled |
| 2 | 5J07-001 | F/R Stick S/Assy (see page 5 for breakdown) |
| 3 | 3J02-600 | Remotes Optical Fwd/Rev PCB 2014 |
| 4 | 0H01-180 | Steering Wheel 270deg Optical Control Assy |
| 5 | 2J00-105 | Steering Wheel Red LED S/Assy |
| 6 | 2J00-106 | Steering Wheel Green LED S/Assy |
| 7 | 2J00-107 | Optical Steering Mechanism Loom |
| 8 | 1H01-210 | Genesis Boat S/Wheel Extension Shaft |
| 9 | 0F00-902 | Washer M14A Steel ZP |
| 10 | 0F00-901 | Nut M14 Steel ZP |
| 11 | 1H01-300 | Spacer Nylon 46x18x10mm (only used with 1H01-260) |
| 12a | 1H01-260 | Boat Steering Wheel Fijian Mahogany 95 (Pirate Theme) |
| 12b | 1H01-239 | Boat Steering Wheel Metal (80cm Mini Marina Theme) |
| 13a | 1H01-135 | Pirate Boat Stick Lever S/Steel (Pirate Theme) |
| 13b | 1H01-148 | Sport Cruiser F/R Stick Stainless Steel (80cm Mini Marina Theme) |
| 14a | 1L01-221 | Pirate Boat F/R S/W Decal Coloured (Pirate Theme) |
| 14b | 1L01-230 | Genesis Boat F/R Panel Light Walnut (80cm Mini Marina Theme) |
| 15 | 1L01-146 | F/R Stick Label (only used with 1L01-230) |
| 16a | 1L01-222 | Pirate Boat Dashboard S/W Decal Coloured (Pirate Theme) |
| 16b | 1L01-232 | Genesis Boat Dashboard Panel Light Walnut (80cm Mini Marina Theme) |
| 17 | 1L01-155 | Genesis Instrument Dash Panel Decal Set (only used with 1L01-232) |
| 18 | 0H00-252 | Gear Knob 90 (only used with 1H01-135) |
| 19 | 0H00-255 | S/A NIC Neoprene Sponge 15mm x 1/2" |
| 20 | 0E00-369 | P/Butt. ACT/IND Green Circular |
| 21 | 0E00-423 | Bulb 24v T3 1/4 10mm Wedge |
| 22 | 1L01-910 | Tornado Int. Bubble Label 23x53mm (only used with 1L01-230) |
| 23 | 0F00-606 | Nut M6 Nyloc S/Steel |
| 24 | 0F00-609 | Washer M6B S/Steel |
| 25 | 0F00-654 | Cap Screw M6x12mm S/Steel |
| 26 | 0F00-664 | M Screw M6x12mm SKT BTN/HD S/S |
| 27 | 0F05-016 | Black Pop Rivet Alu Domed Open 3.2x11.5mm |
| 28 | 0F00-568 | M Screw M5x20mm Security SKT.BTN/HD S/S (only used with 1H01-239) |
| 29 | 0F05-156 | Pop Rivet Alu Domed BLBX 4x21.3mm |
| 30 | 0F07-353 | Cable 'P' Clip 12.5mm White |
| 31 | 1H02-151 | Genesis Boat Slot Shield RH |
| 32 | 1H02-152 | Genesis Boat Slot Shield LH |
| 33 | 0F00-655 | Cap Screw M6x16mm S/Steel (only used with 1H01-239) |
| 34 | 1L01-220 | Genesis Pirate Boat Sword Panel Coloured (Pirate Theme) |
| 35 | 0H01-182 | Optical PCB Gear Set & Brkt (part of 0H01-180, can be bought separately) |
| 36 | 0H01-184 | Optical S/W Gear 60T 15mm Bore (part of 0H01-180, can be bought separately) |
| 37 | 1H00-252 | Metal Boat Steering Wheel Centre Cap (part of 1H01-239, can be bought separately) |

Fig 1

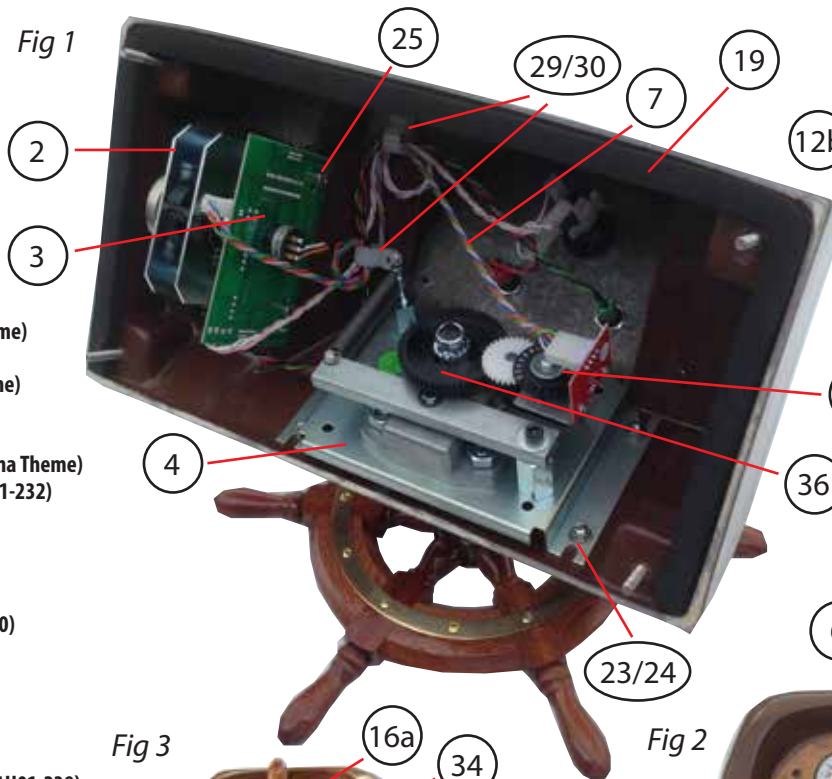


Fig 4




Fig 6




Fig 3

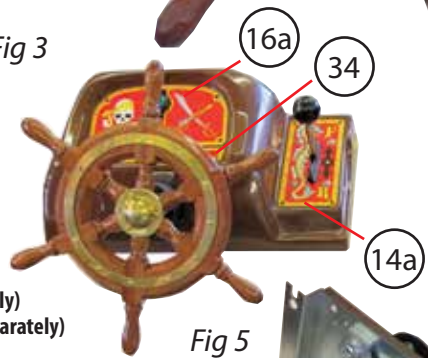


Fig 2



- Fig 1 - Underside view
- Fig 2 - Front View
- Fig 3 - 6J00-201 - Pirate Theme
- Fig 4 - 6J00-200 - 80cm Mini Marina Theme
- Fig 5 - Pirate steering wheel mechanism
- Fig 6 - Mini Marina steering wheel mechanism


Note: The information contained in this publication is correct at the time of printing, but owing to the continued development of the products, changes in the specification may be inevitable. The manufacturer reserves the right to implement such changes without prior notice.

-4- Genesis Boat Steering Wheel S/Assy 6J00-200/201


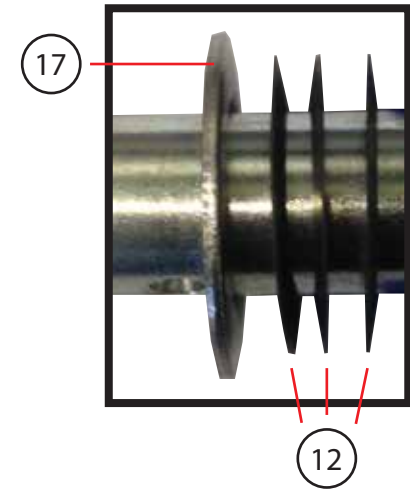
Themes can be mixed upon request (as shown in Fig 2)



| Item | Part Number | Description |
|------|-------------|---|
| 1 | 2H00-209 | DL F/R Stick Bearing Slot |
| 2 | 1H00-246 | DL Plate Spacer |
| 3 | 1H00-248 | DL Stick Arm Collar |
| 4 | 1H01-136 | End Stop |
| 5 | 1H00-518 | F/R Collar 30mm C/W Pin |
| 6 | 1H01-139 | Stick Side Plate Spacer |
| 7 | 1H01-142 | Stick Mounting Plate |
| 8 | 1H01-143 | Stick Side Mounting Plate |
| 9 | 1H01-144 | Stick Side Plate |
| 10 | 1H01-145 | F/R Stick Boss |
| 11 | 0H01-190 | F/F Hex Spacer - Metal ZP 10x35mm M6 thread |
| 12 | 0H00-220 | S/W Disc Spring |
| 13 | 0F00-541 | Socket Set Screw M5x5mm KCP S/Steel |
| 14 | 0F00-606 | Nut M6 Nyloc S/Steel |
| 15 | 0F00-640 | M Screw M6x60mm SLT P/HD S/Steel |
| 16 | 0F00-709 | M Screw M6x60mm Hex HD S/Steel |
| 17 | 0F00-959 | Washer M20 Form B S/Steel |



Disc Spring Orientation




Note: The information contained in this publication is correct at the time of printing, but owing to the continued development of the products, changes in the specification may be inevitable. The manufacturer reserves the right to implement such changes without prior notice.

| Item | Part Number | Description |
|------|-------------|--|
| 1 | 0H00-008 | Lock & Tongue Assy C/W Key 281901 |
| 2 | 0F05-506 | Nut M5 Thumb Nylon KN |
| 3 | 1H01-250 | Coin Door PCB Bracket |
| 4 | 0H00-016 | Cranked Cam 65296-5000 (Dimension B-30mm)* |
| 5 | 0A00-758 | S/S DBL Entry Coin Door C/W Hinge |
| 6 | 0A00-759 | Black Frame For Standard Door 62-0012 |
| 7 | 0A01-758 | Horizontal FP +Microswitch 12v 62-0013 |
| 8 | 0A01-759 | Clamps Door 62-0014 |
| 9 | 0A01-760 | M5 H8x10 SLTD Hex Washer 62-0015 |
| 10 | 0F07-283 | Clamp For 16 Way Ribbon Cable |
| 11 | 0F07-284 | Clamp For 16 Way Ribbon Cable With Sticky Back |

*Other cranked cams are available for older door frames

3J02-853 - Genesis 2007 Multi Mech Connection PCB (Sold Separately)

Fig 2



0A01-008 - QL Microcoin Multi Coin Acceptor (Sold Separately)



Fig 1

Fig 1 - Inside view of frame

Fig 2 - Inside view of door, including QL Coin Acceptors and Multi Mech Connection PCB

Note: The information contained in this publication is correct at the time of printing, but owing to the continued development of the products, changes in the specification may be inevitable. The manufacturer reserves the right to implement such changes without prior notice.

-6- Multi Mech Coin Door - 3J01-850

Blank doors and doors cut for note acceptors can also be specified.



| Item | Part Number | Description |
|------|-------------|--|
| 1 | 7J01-851 | DS Transmitter 137KHz C/W Cov 91 |
| 2 | 7J00-893 | DS Master Timer 24v |
| 3 | 4J01-857 | Genesis TX M/Board & Carrier S/A 99 |
| 4 | 4J01-852 | DS 16m TX Carrier Cover 91 |
| 5 | 4J01-854 | DS Loop Transformer 132/137KHz |
| 6 | 2J01-851 | TX Channel Shorting Plug S/A |
| 7 | 1V00-855 | DS TX Cover 137KHz Black |
| 8 | 1F00-002 | M8 x 30mm Nylon Wing Screw |
| 9 | 0F00-809 | Washer M8 S/Steel |
| 10 | 1F00-003 | Nut M8 Nyloc S/Steel Threaded |
| 11 | 0F00-311 | M Screw M3x6 P/HD Poz/S/Steel |
| 12 | 0F00-308 | Washer M3A S/Steel |
| 13 | 0F00-370 | Nut M3 S/Steel |
| 14 | 1L00-053 | Genesis TX Motherboard Label & Timer Label |
| 15 | 0F06-703 | Nylon Washer 8.4x25x2.5mm |




Fig 5

Fig 1

Fig 2

Fig 3

Fig 6

Fig 4

Fig 1 - Transmitter assembly

Fig 2 - Transmitter fixings

Fig 3 - Thumbscrew outside closeup

Fig 4 - Thumbscrew inside closeup

Fig 5 - Motherboard assembly without cover

Fig 6 - Motherboard assembly with cover

Note: The information contained in this publication is correct at the time of printing, but owing to the continued development of the products, changes in the specification may be inevitable. The manufacturer reserves the right to implement such changes without prior notice.

-7- Genesis Boat TX & TX Motherboard



| Item | Part Number | Description |
|------|-------------|-----------------------------------|
| 1 | 6J00-885 | Console Mother PCB Assy 99 |
| 2 | 2J08-006 | "End of Go" Warning Board Assy |
| 3 | 3J02-852 | Genesis Credit Display PCB 2007 |
| 4 | 7J00-890 | Genesis 2004 Dual Slave Timer 24v |
| 5 | 3J00-857 | Genesis Credit Display Interface |




Fig 1






Fig 2




2



1



4



To TX Motherboard



Fig 1 - Motherboard with "End of Go" Warning Board Assy, Slave Timer and Credit Display Interface detached
 Fig 2 - Motherboard with "End of Go" Warning Board Assy, Slave Timer and Credit Display Interface attached
 Note: The information contained in this publication is correct at the time of printing, but owing to the continued development of the products, changes in the specification may be inevitable. The manufacturer reserves the right to implement such changes without prior notice.

-8- Genesis Boat Console Motherboard

| Item | Part Number | Description |
|------|-------------|--|
| 1 | 4J00-940 | 2009 Universal PSU Assy Cased - Available in 100v - 240v |
| 2 | 0E00-157 | Fuse 20mm 5A Quick Blow Ceramic |
| 3 | 0E00-158 | Fuse 20mm 5A Anti Surge (T) HBC Ceramic |




- OK00-270 - Type G IEC Lead
- OK00-271 - Type B IEC Lead
- OK00-272 - Type F IEC Lead
- OK00-269 - Type I IEC Lead

Fig 1 - Power Supply with lid
 Fig 2 - Power Supply without lid, with transformer housing
 Fig 3 - Power Supply PCB with both fuses exposed
 Fig 4 - Output plug - 3 Pin XLR
 Fig 5 - Mains input plugs - Can be specified to your local standard

Note: The information contained in this publication is correct at the time of printing, but owing to the continued development of the products, changes in the specification may be inevitable. The manufacturer reserves the right to implement such changes without prior notice.

**-9- Genesis Boat Power Supply 4J01-940,
 Boat Receiver Fault Codes 6J01-902**

6J01-902 - Genesis Series Boat Receiver



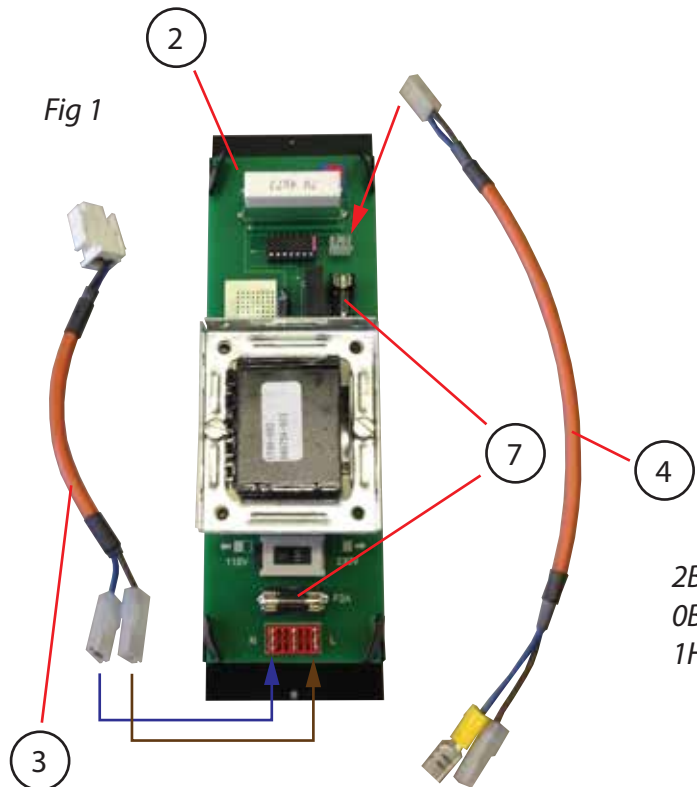
Fault Codes for Genesis Boat Receivers:

- F1 - Left hand motor overload
- F2 - Right hand motor overload
- F3 - Left hand motor short circuit
- F4 - Right hand motor short circuit




| Item | Part Number | Description |
|------|-------------|--|
| 1 | 7J00-962 | Charger Case S/A 6m Boat 2009 |
| 2 | 4J01-960 | 2006 New Charger Module No Leads 230V |
| | 4J01-961 | 2006 New Charger Module No Leads 115V (Pictured) |
| 3 | 1W00-021 | 2006 Charger Bus Bar Interface Lead |
| 4 | 1W00-022 | 2006 Charger Battery Lead Boats |
| 5 | 0F05-857 | S/Tab 4x 3/8" Pozi AB P/HD S/S |
| 6 | 2B00-002 | Boat Battery (complete with studs) |
| 7 | 0E00-130 | Fuse 2A Quick Blow Glass |

5J01-960 - Boat Charger UK spec (230v)
 5J01-961 - Boat Charger USA spec (115v)
 5J01-962 - Boat Charger Europe spec (230v)
 5J01-963 - Boat Charger other country spec



2B00-002 - Boat Battery consists of;
 0B00-008 - Sonnenschein A512/6.5 S Battery
 1H00-031 - Boat Battery Studs



OK00-270 - Type G IEC Lead
 OK00-271 - Type B IEC Lead
 OK00-272 - Type F IEC Lead
 OK00-269 - Type I IEC Lead



Fig 1 - Charger Module Lead attachment points
 Fig 2 - Bus Bar - located inside Charger Case
 Fig 3 - Mains Input Plugs - Can be specified to your local standard where possible

Note: The information contained in this publication is correct at the time of printing, but owing to the continued development of the products, changes in the specification may be inevitable. The manufacturer reserves the right to implement such changes without prior notice.

-10- Genesis Boat Charger & Battery



| Item | Part Number | Description |
|------|-------------|--|
| 1 | 2G00-116 | 60cm Pirate Ship Hull Moulding (Fibreglass only, no fixings) |
| 2 | 2H00-956 | Bumper Strip Boat 2m |
| 3 | 2H00-957 | Front Bumper Boat .275m |
| 4 | 2J07-140 | Battery & RX Contact Board |
| 5 | 1H00-111 | Top Fixing Peg (2mm Stainless) |
| 6 | 1H00-135 | Battery Contact Strip Large M.S/Steel |
| 7 | 1H00-136 | Battery Contact Strip Small M.S/Steel |
| 8 | 1V07-005 | S/Cruiser Batt. Terminal Cover |
| 9 | 0F05-015 | Pop Rivet Alu Domed Open 3.2x11.5mm |
| 10 | 0F05-161 | Pop Rivet Alu Domed BLBX 4.8x23.3mm |
| 11 | 0F05-507 | Split Pin 3/32"x3/4" |
| 12 | 0F05-857 | S/Tab 4x3/8" Pozi AB P/HD S/Steel |
| 13 | 1H01-209 | Boat RX Retaining Bracket |
| 14 | 0F00-305 | Nut M3 Nyloc S/Steel |
| 15 | 0F00-308 | Washer M3A S/Steel |
| 16 | 0F00-337 | M Screw M3x30mm P/H S/Steel |
| 17 | 0E00-979 | Grommet PVC 43mm |
| 18 | 1L01-910 | Tornado Int. Bubble Label 23x53mm |
| 19 | 1V01-601 | 60cm Pirate Ship Top Fixing Peg Mount |
| 20 | 1H00-109 | Motor Sleeve Black |
| 21 | 1H00-113 | Propshaft & Coupling Assy |
| 22 | 0H00-015 | Propellor 40mm SR M4 Red Nylon |
| 23 | 0F00-342 | Socket Set Screw S/Steel M3x5mm PCP |
| 24 | 0F00-401 | Nut M4 Brass |
| 25 | 0F00-408 | Washer M4 Brass |
| 26 | 0H00-739 | Spacer Nylon 4.2x8x4mm |
| 27 | 0H00-991 | Boat Dust Cap 1 3/4" |
| 28 | 1H01-060 | Boat Catch Threaded Plate M8 |


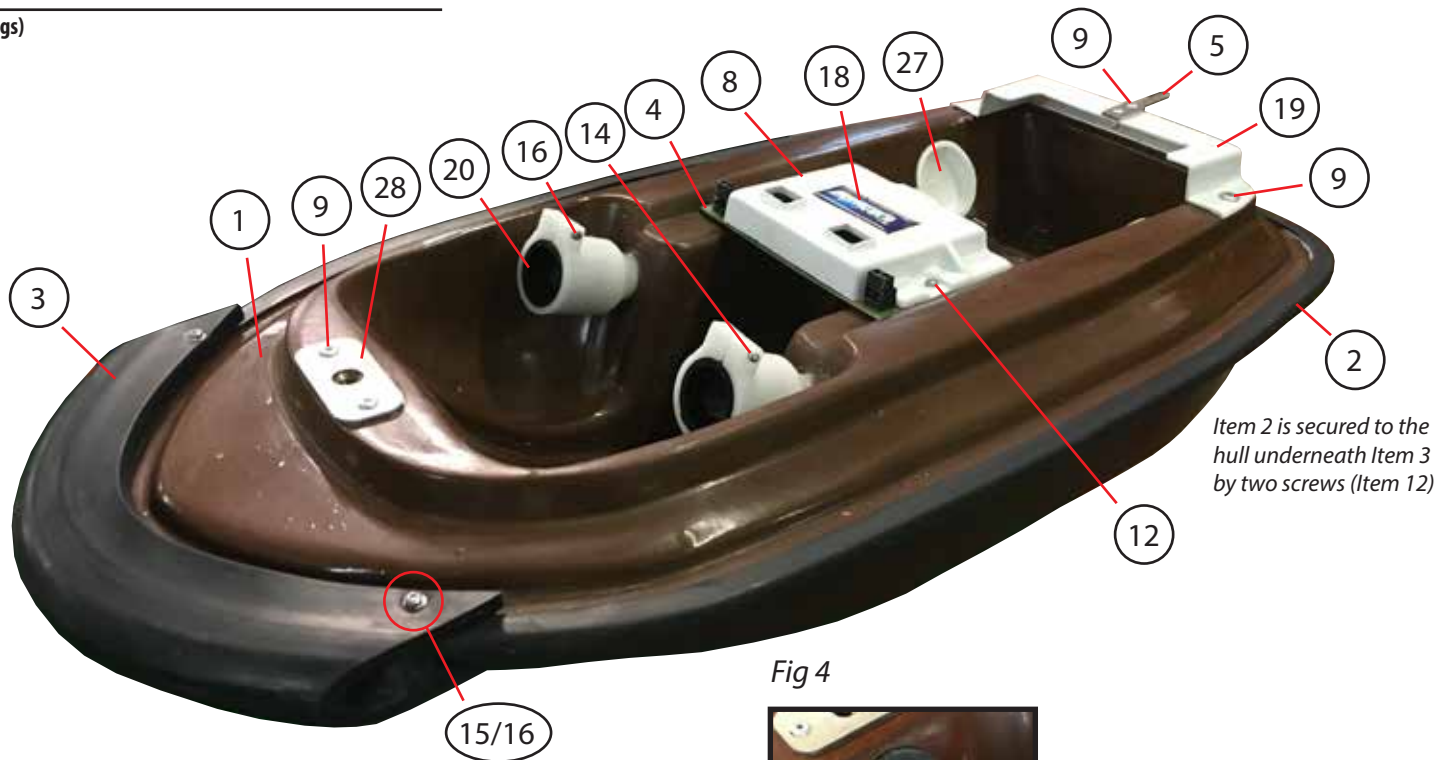


Fig 1 - View from beneath Battery & RX contact board
 Fig 2 - Battery & RX contact board without cover
 Fig 3 - Bumper side view


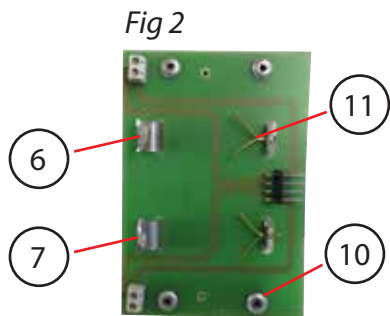



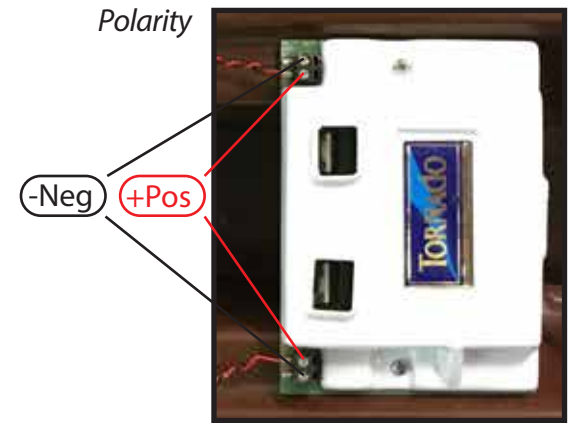
Fig 4 - Inside front view
 Fig 5 - Propshaft & Propellor assembly

Fig 4



Note: The information contained in this publication is correct at the time of printing, but owing to the continued development of the products, changes in the specification may be inevitable. The manufacturer reserves the right to implement such changes without prior notice.

7J00-116 - Genesis Complete 60cm Boat Hull



0M00-003 - Motor Clear Seal (Can be purchased separately)



Note: The information contained in this publication is correct at the time of printing, but owing to the continued development of the products, changes in the specification may be inevitable. The manufacturer reserves the right to implement such changes without prior notice.

-12-Genesis 60cm Boat Hull Complete 7J00-116




60cm Boat Pirate Ship Top
(Red striped sails also available)



Thumbscrew

Locating hole (at the rear of the boat top)



Locating tab

Locating tab



Thumbscrew hole



Slide the locating hole over the locating tab, holding the top at an angle so it doesn't catch on the bumper strip. Fasten the thumbscrew into the thumbscrew hole to secure.

Note: The information contained in this publication is correct at the time of printing, but owing to the continued development of the products, changes in the specification may be inevitable. The manufacturer reserves the right to implement such changes without prior notice.

| Item | Part Number | Description |
|------|-------------|---------------------------------------|
| 1 | 0H00-600 | Spares Box Trunk |
| 2 | 1V00-050 | Spares Pack Tray Insert |
| 3 | 0M00-003 | Motor Clear Seal |
| 4 | 0E00-423 | Bulb 24v T3 1/4 10mm Wedge |
| 5 | 0H00-003 | Metric Small Spanner Set |
| 6 | 0H00-004 | Tommy Bar |
| 7 | 2H00-901 | Set of Allen Keys (Boat) |
| 8 | 2J00-200 | 3 Pin DIN Plug Loop Lead |
| 9 | 3J02-600 | Remotes Optical Fwd/Rev PCB 2014 |
| 10 | 2E00-871 | Pack of Fuses |
| 11 | 0H00-015 | Propeller 40mm SR M4 Red Nylon |
| 12 | 1H00-113 | Propshaft & Coupling Assy |
| 13 | 0W00-080 | Cable 24/.2mm SGL Black (Loop Wire) |
| 14 | 2F00-903 | Pack of Screws & Nuts (Boat) |
| 15 | 2J00-020 | Tornado Leather Keyfob & Keys |
| 16 | 2J01-851 | TX Channel Shorting Plug S/A |
| 17 | 0N01-316 | 3 in 1 Oil 100ml Flexican |
| 18 | 0N01-317 | Pure Petroleum Jelly 100g (Vaseline) |
| 19 | 1F00-001 | Charger & PSU Fixings |
| 20 | 7J01-851 | DS Transmitter 137 kHz |
| 21 | 7J00-890 | Dual Slave Timer |
| 22 | 7J00-893 | Master Timer |
| 23 | 6J01-902 | Genesis Boat Receiver |
| 24 | 1N00-510 | Genesis Boat User/Installation Manual |
| 25 | 2J07-108 | 90cm Boat Stand |
| 26 | | Installation Fixing Kit |
| 27 | | Boat Care Guide Poster |



Note: The information contained in this publication is correct at the time of printing, but owing to the continued development of the products, changes in the specification may be inevitable. The manufacturer reserves the right to implement such changes without prior notice.

-14- Genesis 60cm Boat Spares Pack

