

all age

FUN attractions

ideal for indoor or outdoor locations



Manufactured in the United Kingdom



IAAPA
MEMBER



I N T E R N A T I O N A L

www.tornado-uk.com

boat pools
theme parks
leisure centres
retail centres
zoos & wildlife parks
entertainment centres
amusement arcades
boardwalks

world leaders in remote control and coin operated amusement equipment

remote control boats

remote control cars

remote control super trucks

aqua blasta water jet game

orbiter hit 'n' spin

flume blasta

theming

www.tornado-uk.com

TORNADO

operated worldwide and enjoyed by millions of all ages!

Company profile

Established from very humble beginnings, Tornado's award winning products are renowned throughout the world for their quality and reliability. Designing, manufacturing and supplying direct to the leisure industry since 1970, we have over 40 years of experience and therefore know more than anyone how important choosing the right company in the specialised field of coin operated amusement products is, particularly when profits depend upon the reliability and continued operation of the equipment.

Manufactured and supported directly from our factory in the United Kingdom, they are an exceptional investment which will give a fast return of capital and continue to be popular and profitable year after year. Our unique range of products have been specifically designed as family fun attractions, suitable for either indoor or outdoor locations for children and adults, either individually or in groups.

Our extensive range of amusement products can be adapted to fit in almost any location, from boat pools, theme parks and amusement arcades to zoos, retail outlets and family entertainment centres. Maximise profits from otherwise redundant and unused space from as little as 3.0 x 2.5 metres up to an area of 100 square metres or even larger for multiple unit attractions.

We can help with a complete design and advice service with suggestions on the number and style of remote control models or aqua blasta theme for example, to ensure the very best attraction for your business and location.

Service

Prompt first class service is assured both during the warranty period and throughout the industry renowned long life of our equipment. All products are supplied with a comprehensive spares pack, easy to follow operation procedures and product manuals. No special technical skills are required and our plug-in style systems are designed for easy maintenance to help eliminate equipment downtime and maximise profits.



aqua blasta fire theme



remote control mini marina boats

Quality

We know where it counts. Day after day use demands the best. Tornado equipment is individually designed and manufactured using modern techniques and high quality materials to give maximum performance and endurance. Every unit is thoroughly tested before delivery and is backed by our tradition and industry reputation of quality, dependability and low maintenance. All equipment is built to withstand the rigours and hard use demanded by operators and the leisure industry.



aqua blasta pirate theme



remote control super cruisers

Profit

The popularity and all age appeal of Tornado equipment means you can expect high repeat plays, consistent profits and a fast payback on your investment. Generally accepted charge for a play time of 1.5 to 2.0 minutes is £1 - £2 or the equivalent in tokens or local currency. It is normal to expect a full return of the equipment's initial cost within its first full conventional season although this may vary depending on location.



remote control super trucks

supplying direct to the amusement industry since 1970

all age fun attractions

TORNADO

the original and the best!

Materials

All Tornado equipment is fitted with electronic multi coin mechanisms as standard. Note acceptors are also available and alternatively, our equipment can be supplied ready to interface with our customer's own swipe card system. These are integrated with our very own electronic credit display which allows the operator complete control over cash handling and the price of play. We also offer a huge variety of different themes to help complement all possible locations.

Products are manufactured in a mixture of coloured fibre glass, moulded polypropylene and PVC combined with high quality motors, corrosion resistant fixings and supports to ensure all products are strong and extremely hard wearing.



orbiter hit 'n' spin



remote control mini marina boats



remote control cars complete with casino plaza theming



aqua blasta jungle theme



remote control super trucks & mini marina boats

Contact details

Tornado International Limited
Unit 20, Stirchley Trading Estate, Hazelwell Road
Stirchley, Birmingham B30 2PF, United Kingdom

telephone: +44(0)121 773 1827

email: sales@tornado-uk.com

website: www.tornado-uk.com


a member of the Tornado International Leisure group

page 1-3	company profile
page 4	contents
page 5-6	remote control mini marina boats
page 7-8	remote control pirate ships
page 9-10	remote control super cruisers
page 11-12	remote control boat tops
page 13-14	inflatable boat pool
page 15	remote control themeing & accessories
page 16-17	remote control cars
page 18-19	remote control car tops
page 20-21	remote control dodgems
page 22-23	inflatable car track
page 24	in-model charging
page 25	charge 'n' store cart
page 26-27	rc super trucks
page 28-29	aqua blasta
page 30-31	flume blasta
page 32-33	hit 'n' spin orbiter

remote control mini marina boats

all dimensions and specifications shown are approximate only and subject to change

boat console



Specifications & features:

- With no direct staffing, our standard "Genesis" technology provides the desired minimal maintenance, excellent payback and consistent profits.
- Chrome steering wheels and forward / reverse levers are fitted as standard, as shown above, combined with teak effect dashboard. Mahogany steering wheels are also available to help complement a specific site theme.
- Available in sets of 4,6,8,10 or 12 models, please see recommended area sizes over.
- 80cm boat hulls are manufactured from fibre glass and are extremely hard wearing but in addition are also filled with foam for extra strength and protection. Boat tops are manufactured from either coloured PVC or woodgrain effect PVC.

(32" - 0.80 metres)



Specifications & features continued:

www.tornado-uk.com

- Electronic multi coin mechs fitted as standard. Note acceptors also available (currency restrictions may apply). Alternatively, can be supplied ready to interface with customer's own card swipe system.
- Electronic credit display allows the operator complete control over the price of play.
- 80cm boats are fitted with our proven transmission system using super quality Swiss Maxon motors. These give greater service life and use up to 70% less current than cheaper alternatives, resulting in improved battery life and longer running between charges.
- Hulls are available in either "high front" or "low front" versions (please see below and over page) with a variety of tops to suit any location. Please refer to boat top leaflet for the full range of 80cm tops available. Boats are fully controllable in both forward and reverse and with, twin propeller control, will turn in their own length.
- Our most popular boat with indoor or outdoor operation and all age appeal.

boat model

example shown "low front"



supplying direct to the amusement industry since 1970

tel: +44(0)121 773 1827

remote control mini marina boats

(32" - 0.80 metres)



all dimensions and specifications shown are approximate only and subject to change

boat installation

example shown 6 models

remote control boats are ideal for most types of pool, either existing water areas or purpose built pools of vinyl

maximise profits with seamless integration into an existing water area, as shown opposite

larger water areas can be converted using a floating boom

add extra features and appeal to your play area with our optional accessories including lighthouse, navigation buoys and marina pontoons



picture shows example of consoles with canopy, a great addition for your guests

low front hull



with speedboat top

mini marina models

(minimum water depth 9" - 0.20 metres)

recommended area sizes

4 boats	6 boats
5 x 4 (metres)	6 x 6 (metres)
16 x 13 (ft)	20 x 20 (ft)
8 boats	10 boats
8 x 6 (metres)	8 x 8 (metres)
25 x 20 (ft)	25 x 25 (ft)
12 boats	
10 x 8 (metres)	
33 x 25 (ft)	

if unsure please do not
hesitate to contact us

enhance the look of your boats with custom decals or logos
please ask for more information on customising

high front hull



with police top

supplying direct to the amusement industry since 1970

tel: +44(0)121 773 1827

remote control pirate ships

(32" - 0.80 metres)



www.tornado-uk.com

all dimensions and specifications shown are approximate only and subject to change

pirate ship console



Specifications & features:

- With no direct staffing, our standard "Genesis" technology provides the desired minimal maintenance, excellent payback and consistent profits.
- Woodgrain effect tops with sails, rigging, realistic decals and colour matched hulls. Mahogany steering wheels fitted as standard to complement the theme.
- Available in sets of 4,6,8,10 or 12 models, see recommended area sizes over.
- Pirate hulls are manufactured from fibre glass and are extremely hard wearing but in addition are also filled with foam for extra strength and protection. Boat tops are manufactured from either woodgrain effect PVC or coloured PVC.
- Our most popular 80cm boat with indoor or outdoor operation and all age appeal.

Specifications & features continued:

- Electronic multi coin mechs fitted as standard. Note acceptors also available (currency restrictions may apply). Alternatively, can be supplied ready to interface with customer's own card swipe system.
- Electronic credit display allows the operator complete control over the price of play.
- Pirate Ships are fitted with our proven transmission system using super quality Swiss Maxon motors. These give greater service life and use up to 70% less current than cheaper alternatives, resulting in improved battery life and longer running between charges.

pirate ship model



supplying direct to the amusement industry since 1970

tel: +44(0)121 773 1827

remote control pirate ships

(32" - 0.80 metres)



www.tornado-uk.com


all dimensions and specifications shown are approximate only and subject to change

pirate ship installation

remote control boats are ideal for most types of pool, either existing water areas or purpose built pools

existing water areas that are too large can easily be converted with the installation of a floating boom, see opposite

add extra features and appeal to your play area with our optional accessories including lighthouse, navigation buoys and marina pontoons



picture shows matching brown coloured fibre glass consoles and steering positions and option of floating boom to enclose play area

example shown 6 models

typical console mounting fence

Standard Pirate Ship set includes: (example 6 model unit)

- 1 master twin console. Power supply unit provides 24V AC and must be located within 9 metres of this console. 2 slave consoles which connect directly to the master console via standard 6 metre cables. PVC covers.
- 6 Pirate Ship boats. See examples below, standard unit supplied with brown fibre glass hulls and PVC woodgrain effect tops. Other colour combinations are available.
- 12 batteries (one spare battery per boat) and 6 module battery charger (115 - 230V), must be stored indoors. 1 power supply unit (115-230V), can be located outdoors.
- Comprehensive spares pack and manuals. Please refer to installation recommendations for more information.

pirate ship models

(minimum water depth 9" - 0.20 metres)

recommended area sizes

4 boats	6 boats
5 x 4 (metres)	6 x 6 (metres)
16 x 13 (ft)	20 x 20 (ft)
8 boats	10 boats
8 x 6 (metres)	8 x 8 (metres)
25 x 20 (ft)	25 x 25 (ft)
12 boats	
10 x 8 (metres)	
33 x 25 (ft)	

if unsure please do not
hesitate to contact us



pirate ship c/w coloured PVC top



pirate ship c/w woodgrain effect PVC top

remote control super cruisers (37" - 0.95 metres)



www.tornado-uk.com

all dimensions and specifications shown are approximate only and subject to change

super cruiser console

standard mounting height 900mm to edge



Specifications & features:

- Electronic multi coin mechs fitted as standard. Note acceptors also available (currency restrictions may apply). Alternatively, can be supplied ready to interface with customer's own card swipe system.
- Electronic credit display allows the operator complete control over the price of play.
- Super Cruisers are fitted with our proven transmission system using super quality Swiss Maxon motors. These give greater service life and use up to 70% less current than cheaper alternatives, resulting in improved battery life and longer running between charges.
- Boat hulls are manufactured from fibre glass and are extremely hardwearing but in addition are also filled with foam for extra strength and protection. Boat tops are manufactured from colour matched PVC.
- Two styles of boat top available, open cockpit or closed cabin.

twin player "master" console shown in standard white fibre glass with white steering pods

total length 950mm

super cruiser boat

- With no direct staffing, our standard "Genesis" technology provides the desired minimal maintenance, excellent payback and consistent profits.

- Colour matched hull and superstructure, teak effect decks, sporty steering positions and modern graphics.

- Indoor or outdoor operation with all age appeal.

- Available in sets of 4,6,8,10 or 12 models, please see recommended area sizes over.



super cruiser model c/w closed cabin top shown

supplying direct to the amusement industry since 1970

tel: +44(0)121 773 1827

remote control super cruisers (37" - 0.95 metres)


all dimensions and specifications shown are approximate only and subject to change

super cruiser installation

remote control boats are ideal for most types of pool, either existing water areas or purpose built pools

add extra features and appeal to your play area with our optional accessories

lighthouse, buoys and marina pontoons shown opposite



example shown 6 models



www.tornado-uk.com

- Standard Super Cruiser set includes: (example 6 model unit)**
- 1 master twin console. Power supply unit provides 24V AC and must be located within 9 metres of this console. PVC cover.
 - 2 slave consoles which connect directly to the master console via standard 6 metre cables. PVC covers.
 - 6 Super Cruiser boats. See examples below, standard units supplied in white although other colours are available. 2 different top designs available, closed cabin or open cockpit.
 - 12 batteries (one spare battery per boat) and 6 module battery charger (115 - 230V), must be stored indoors.
 - 1 power supply unit (115-230V), can be located outdoors.
 - Comprehensive spares pack and manuals.

super cruiser models

typical console mounting fence
(minimum water depth 9" - 0.20 metres)



super cruiser boat c/w closed cabin top
view from top

recommended area sizes

4 boats	6 boats
5 x 4 (metres)	6 x 6 (metres)
16 x 13 (ft)	20 x 20 (ft)
8 boats	10 boats
8 x 6 (metres)	8 x 8 (metres)
25 x 20 (ft)	25 x 25 (ft)
12 boats	
10 x 8 (metres)	
33 x 25 (ft)	

if unsure please do not
hesitate to contact us

pictures show standard white boats
other colours available



super cruiser boat c/w open cockpit top
side view

supplying direct to the amusement industry since 1970

tel: +44(0)121 773 1827

remote control boat tops

(27" - 0.60 metres) to (55" - 1.4 metres)



tops available in a variety of different PVC colours, images shown are for illustration only
all tops suitable for both indoor and outdoor operation except for 60cm tops over page which are indoor only

80cm boat tops

standard tops



fire boat



cruiser



ocean liner



police



speed boat



trawler



tug



pirate ship (std PVC)



paddle boat

animated theme tops



gator



jumbo



lion



chimp



rhino



bear



steam launch



shark fisherman



steam tug

supplying direct to the amusement industry since 1970

tel: +44(0)121 773 1827

remote control boat tops

(27" - 0.60 metres) to (55" - 1.4 metres)



80cm boat tops

woodgrain tops



dhow



pirate ship



river princess



african queen



water gypsy



firefly

140cm boat tops

power cruisers



yacht & cruiser
versions available

95cm boat tops

super cruisers



closed cabin



open cockpit

60cm boat tops

woodgrain (indoor operation only)



blue team



red team

100cm boat tops

woodgrain tops



viking



roman galley

themed tops

please do not hesitate to contact us to discuss any bespoke tooling or top requirements and customise your top with company or other bespoke logos

supplying direct to the amusement industry since 1970

tel: +44(0)121 773 1827

inflatable boat pool

(suitable for 27" - 0.60 metre to 40" - 1.0 metre boats)




all dimensions and specifications shown are approximate only and subject to change, prices overleaf your complete remote control boat installation

The perfect solution to combine the quality and popularity of our remote controlled boats with the flexibility and portability of an inflatable boat pool.



60cm model pirate ships shown

4metre x 4metre
pool shown



safety netting
supplied fitted
on the two open
sides

optional underwater printed scene and
mast assembly shown

Specifications and features:

- Cold air sealed inflatable pool manufactured using wood effect printed PVC and durable PVC tarpaulin base to provide a sealed water environment for our remote control boats. Base PVC can be printed with logos or an underwater scene.

- Can be supplied with optional themed mast assembly, pirate theme shown in the pictures, for added decoration. This assembly also allows additional features including low voltage LED lighting, crows nest, rope rigging and sails. These can be printed with customer specific logos if required.

Specifications and features continued:

- The inflatable pool provides additional flexibility from operating our equipment in a fixed location. Easily move the operation from one site to another or operate remote control boats where perhaps not previously possible.

- Inflate using only a hand held air blower in 10 minutes. Once deflated, the pool folds and packs into its own supplied storage sack. Mains powered fan blower also available.

- Printed cannon effects on two sides. Optional model and battery charging storage also available. Please see over page.

- For information on the remote control boats please refer to separate individual product information.

- Background sound effects controlled from the Master Console with volume and USB memory stick support for custom sounds to be played.

- Mast version fitted with "D" ring anchor points on corners and sides for tethering of mast support ropes.

- Contact Tornado for details on optional features.

- Suitable for indoor and outdoor use*.

* sail modifications required for outdoor operation, please check with Tornado.



60cm model pirate ships shown

supplying direct to the amusement industry since 1970

tel: +44(0)121 773 1827

inflatable boat pool

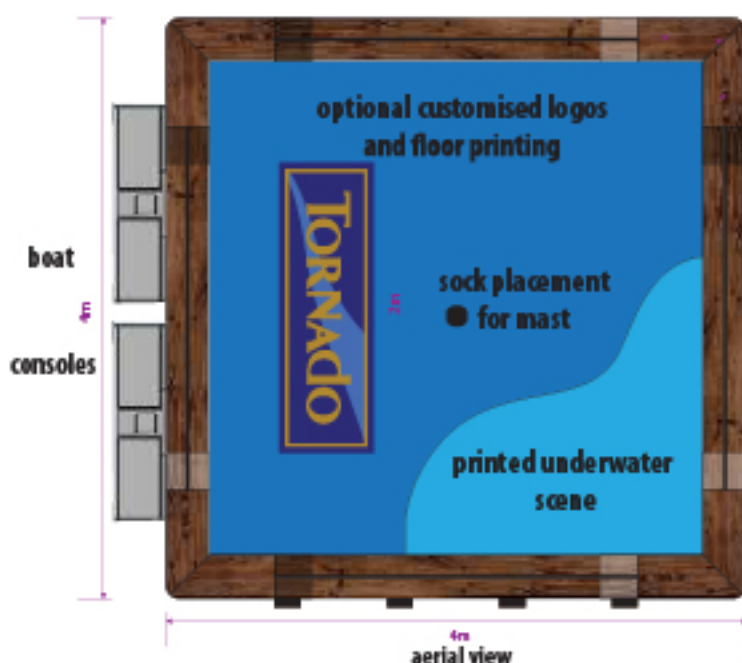
(suitable for 27" - 0.60 metre to 40" - 1.0 metre boats)




www.tornado-uk.com

all dimensions and specifications shown are approximate only and subject to change


The inflatable pool is available with an optional themed mast, please see below



Inflatable pool c/w optional mast (pirate theme shown)



Inflatable pool standard



optional storage solution



actual storage installation

Specifications and features:

- Storage solution for up to 4 model pirate ship boats.
- Lockable at the front for security.
- Provides solution for charger, power supply mounting, battery and spare parts storage.
- Made from light weight plastic material and suitable for indoor and outdoor installation.
- Ideal storage next to the inflatable play area as shown in the example.

recommended play areas

x = not recommended (4 x 4 metre pool shown at IAAPA with 80cm Pirate Ships)

Boat Model	4x4metre pool no. of models	6x6metre pool	8x8metre pool	10x10metre pool
60cm Pirate Ships (indoor only)	4	4/6	4/6/8/10	4/6/8/10/12
80cm Pirate Ships	x	4/6	4/6/8	4/6/8/10/12
80cm Mini Marina	x	4/6	4/6/8	4/6/8/10/12
95cm Super Cruisers	x	4	4/6/8	4/6/8/10
100cm Roman / Viking	x	4	4/6/8	4/6/8/10

supplying direct to the amusement industry since 1970

tel: +44(0)121 773 1827

remote control theming & accessories



all dimensions and specifications shown are approximate only and subject to change

accessories

lighthouse

The lighthouse is an imposing 2.4 metres tall to attract passing customers. It is fitted with L.E.D. illumination as a beacon effect to further enhance its attraction. It is designed to stand on the bottom of the pool and is suitable for

Specifications:


Width at base: 1.7 metres
Height overall: 2.4 metres
Material: Fibre glass
Minimum anchor weight: 25Kg
Power supply: Console 12V or 24V, optional P.S.U. or Battery



accessories for your remote control installation

marina pontoons

Give your customers the luxury of a realistic marina to manoeuvre their boat around. Pontoons can be connected in a variety of shapes to build a marina theme as simple or as complex as you wish. They are supplied with connecting hardware which incorporates anchor rope attachment points.



dimensions shown per pontoon
example configuration above

navigation buoys



Add style and customer interest by installing these tough navigation buoys in your area, supplied with a galvanised shackle to anchor them to the bottom. Just use any rope (3mm to 6mm diameter) and a suitable weight (not supplied) and give customers realistic buoyed channels to navigate through. Available in red or green as shown above.

remote control cars

(23" - 0.58 metres)



www.tornado-uk.com

all dimensions and specifications shown are approximate only and subject to change

car console



Specifications & features:

- Tornado remote control cars are fitted with Tornado designed drive and model steering systems, incorporating the very best Swiss Maxon motors for performance and reliability where it is most needed.

- Should you need a specific car body which we do not have in our current range, please do hesitate to contact us. We have completed many bespoke designs for customers.

- Every console has a realistic sound effect of a car engine when idling or changing up and down through the gears. Volume control and an attract mode feature allow for continuous sound at all times or only when the cars are in use.

- Proportional speed in both forward and reverse gives players extra control.

Specifications & features continued:

- Electronic multi coin mechs fitted as standard. Note acceptors also available (currency restrictions may apply). Alternatively, can be supplied ready to interface with customer's own card swipe system.

- Electronic credit display allows the operator complete control over the price of play.

- Car chassis moulded from polypropylene with additional support from substantial front and rear bumpers to ensure models are strong, extremely hard wearing and ready to withstand constant daily use and abuse.

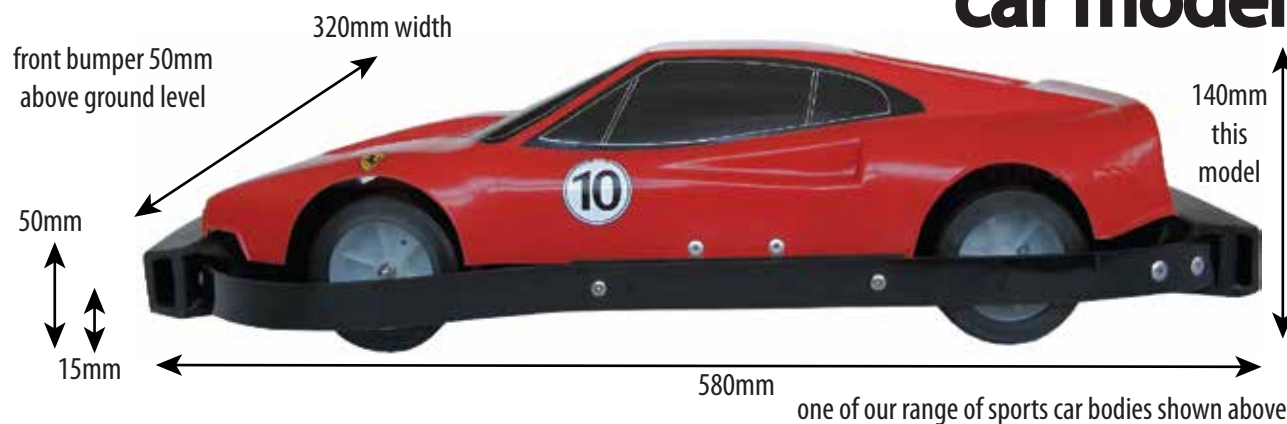
- An extensive selection of car tops are available, please refer to car models leaflet for pictures and information. All tops have the same fixing method which means changing theme can be done easily and inexpensively.

- With no direct staffing, our standard "Genesis" technology provides the desired minimal maintenance, excellent payback and consistent profits.

- Indoor or outdoor operation with all age appeal.

- Available in sets of 4,6,8,10 or 12 models, please see recommended area sizes over.

car model



supplying direct to the amusement industry since 1970

tel: +44(0)121 773 1827

remote control cars

(23" - 0.58 metres)




all dimensions and specifications shown are approximate only and subject to change

car installation

a painted track floor combined with basic obstacles is a simple but effective way of providing area features for players

picture opposite shows our consoles installed with customer's own swipe card interface unit instead of normal multi coin mechs



example shown 4 models

Standard car set includes: (example 6 model unit)

- 1 master twin console. Power supply unit provides 24V AC and must be located within 9 metres of this console. 2 slave consoles which connect directly to the master console via standard 6 metre cables. PVC covers.
- 6 car models, please see car top leaflet for full range available. All tops are available in a variety of standard PVC colours. Some tops, for example off road safari animal theme, are manufactured using a printed effect PVC.
- Special spray painted tops are also available. Please ask for more information and see example below.
- 12 batteries (one spare battery per car) and 6 module battery charger (115 - 230V), must be stored indoors.
- 1 power supply unit (115-230V), can be located outdoors. Spare car chassis, comprehensive spares pack and manuals.
- Please refer to installation recommendations for more information.

car bodies

"fire engine" example from our animated car body range



special spray painted example from our sports car body range

typical console mounting fence

recommended area sizes

4 cars	6 cars
5 x 4 (metres)	6 x 6 (metres)
16 x 13 (ft)	20 x 20 (ft)
8 cars	10 cars
8 x 6 (metres)	8 x 8 (metres)
25 x 20 (ft)	25 x 25 (ft)
12 cars	
10 x 8 (metres)	
33 x 25 (ft)	

if unsure please do not hesitate to contact us

logos are a great way to customise and theme tops to complement your own play area



"off road zebra theme" example from our printed PVC range

remote control car tops

(23" - 0.58 metres)



tops available in a variety of different PVC colours, images shown are for illustration only

please do not hesitate to contact us to discuss any bespoke tooling or top requirements or to customise your top with company or other bespoke logos

58cm cars

standard tops



mini car



modern roadster



lunar buggy



sports utility



grand prix



town car



alternative police car
c/w flashing lights



saloon



hatchback



mini van



classic roadster



pick up



sports car



go kart



heavy duty vehicle



standard police car c/w
flashing lights



sports coupe



tractor



off road vehicle



firebird

supplying direct to the amusement industry since 1970

tel: +44(0)121 773 1827

remote control car tops

(23" - 0.58 metres)



www.tornado-uk.com

tops available in a variety of different PVC colours, images shown are for illustration only

58cm cars

animal theme & animated tops



bear



chimp



lion



gator



fire engine



moonshine express



paddy wagon



hog wagon

supercar & drift car tops



supercar 1



supercar 2



supercar 3



supercar 4



supercar 5



supercar 6

animal printed PVC tops



zebra

tiger, giraffe & cheetah also available

50's style tops



pick up



thunderbird



corvette



chevy belair

supplying direct to the amusement industry since 1970

tel: +44(0)121 773 1827

remote control dodgems


(23" - 0.58 metres)



www.tornado-uk.com

all dimensions and specifications shown are approximate only and subject to change

dodgem console



- Tornado remote control dodgems are fitted with Tornado designed drive and model steering systems, incorporating the very best motors and engineering for performance and reliability where it is most needed. This includes dual rear motor drive control combined with an extremely hard wearing front castor and lithium ion battery technology as standard.

- Background sound effects controlled from the Master Console with volume and USB memory stick support for custom sounds to be played.

- Realistic dodgem control in both forward and reverse directions means dodgems can be manoeuvred in very tight spaces. Proportional speed in forward movement allows for exceptional control.

- Available in sets of 4,6,8,10 or 12 models, please see recommended area sizes over.

Specifications & features continued:

- Electronic multi coin mechs fitted as standard. Note acceptors also available (currency restrictions may apply). Alternatively, can be supplied ready to interface with customer's own card swipe system. Electronic credit display allows the operator complete control over the price of play.

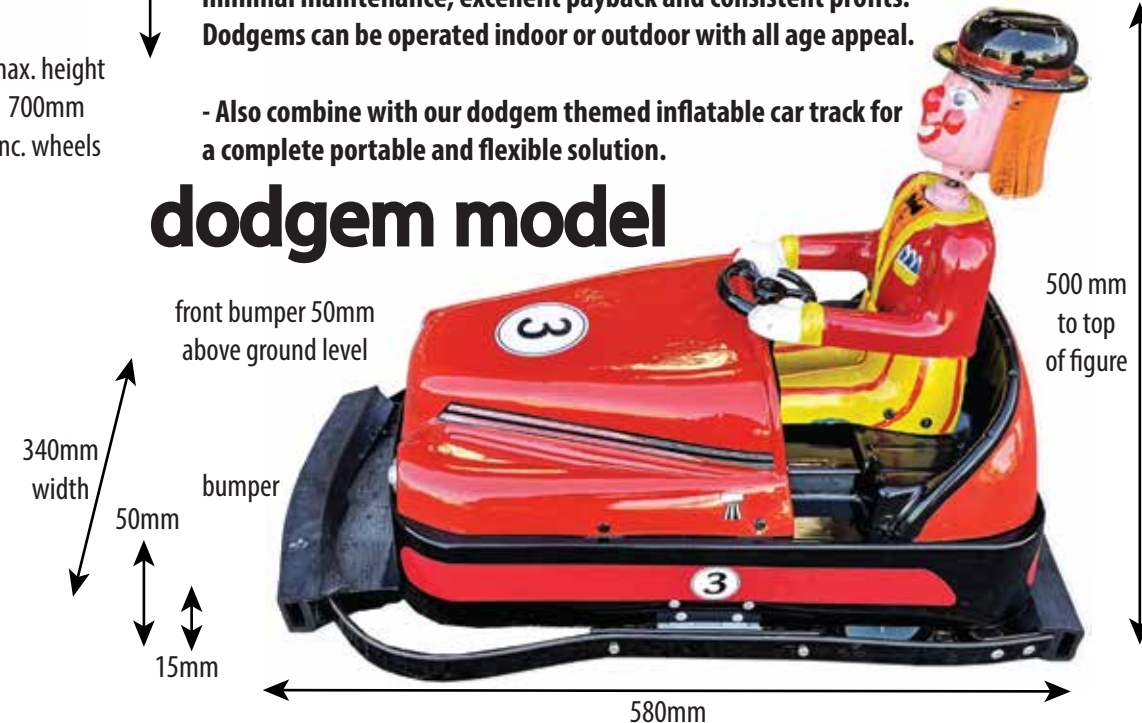
- Car chassis moulded from polypropylene with additional support from substantial front and rear bumpers to ensure models are strong, extremely hard wearing and ready to withstand constant daily use and abuse.

- An extensive selection of top colours are available, please refer to back of this leaflet for pictures and examples.

- With no direct staffing, our standard "Genesis" technology provides the desired minimal maintenance, excellent payback and consistent profits. Dodgems can be operated indoor or outdoor with all age appeal.

- Also combine with our dodgem themed inflatable car track for a complete portable and flexible solution.

dodgem model



supplying direct to the amusement industry for over 50 years

tel: +44(0)121 773 1827

remote control dodgems

(23" - 0.58 metres)



www.tornado-uk.com

all dimensions and specifications shown are approximate only and subject to change

dodgem body examples

Standard dodgem set includes: (example 6 model unit)

- 1 master twin and 2 slave twin consoles which connect directly to the master console via standard 6 metre cables. PVC console covers.

- 6 dodgem models. All tops are available in a variety of standard PVC colours. Some colour examples and figure combinations shown.

- 6 lithium ion batteries (one per car) and 6 module battery charger (115 - 230V), must be stored indoors.

- 1 power supply unit (115-230V), can be located outdoors. This provides 24V AC and must be located within 9 metres of the master.

- Fully working spare car chassis, comprehensive spares pack and manuals.

- Please refer to installation recommendations for more information.

recommended area sizes

4 dodgems 6 dodgems

5 x 4 (metres) 6 x 6 (metres)

16 x 13 (ft) 20 x 20 (ft)

8 dodgems 10 dodgems

8 x 6 (metres) 8 x 8 (metres)

25 x 20 (ft) 25 x 25 (ft)

12 dodgems

10 x 8 (metres)

33 x 25 (ft)

if unsure please do not
hesitate to contact us



supplying direct to the amusement industry for over 50 years

tel: +44(0)121 773 1827

inflatable car track

(suitable for 23" - 0.58 metre standard cars and dodgems)



all dimensions and specifications shown are approximate only and subject to change

your complete remote control car installation

The perfect solution to combine the quality and popularity of our remote controlled cars with the flexibility and portability of an inflatable track.

Specifications and features:

- Cold air sealed inflatable car track manufactured using self colour PVC and supplied with removable interlocking solid floor tiled base to provide a suitable environment for our remote control cars. "D" ring anchor points located in each corner for securing and tethering.

- Suitable for indoor and outdoor use.

4 metre x 4 metre track shown with "dodgem" themed hoop design.

Specifications and features continued:

- Supplied with themed hoop. "Dodgem" theme shown opposite, can be changed and printed with customer logos if preferred. The track can be supplied in a range of self colour PVC material, please see over page for options.

- The inflatable track provides additional flexibility from operating our equipment in a fixed location. Easily move the operation from one site to another or operate remote control cars where perhaps not previously possible.

- Inflate using only a battery powered hand-held air blower in 10 minutes. Once deflated, the track folds and packs into its own supplied storage sack. Mains powered fan blower also available. Background sound effects controlled from the Master Console with volume and USB memory stick support for custom sounds to be played.



use with



dodgems

or



standard cars

both 23" - 0.58 metres

For more information on the remote control cars including dodgems please refer to separate individual product leaflets.

supplying direct to the amusement industry for over 50 years

tel: +44(0)121 773 1827

inflatable car track

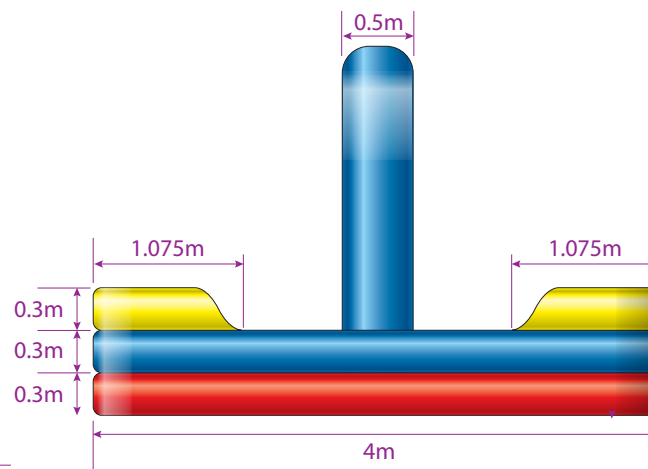
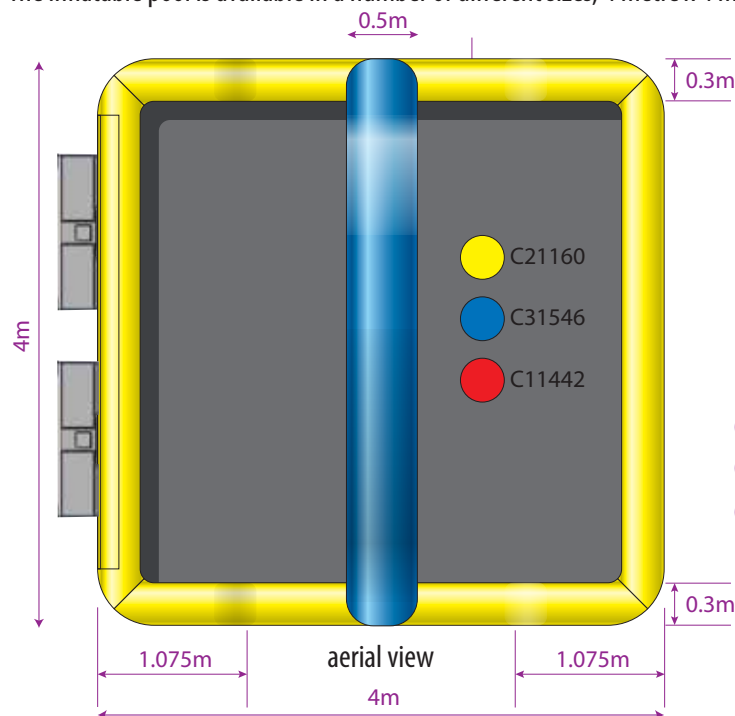
(suitable for 23" - 0.58 metre standard cars and dodgems)



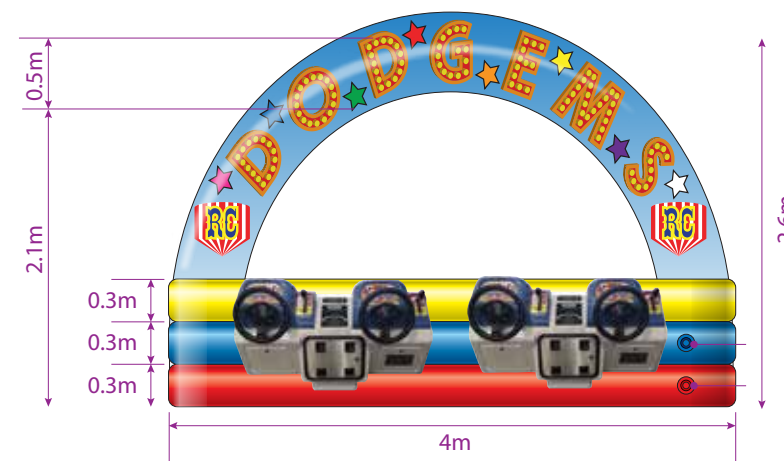
www.tornado-uk.com

all dimensions and specifications shown are approximate only and subject to change

The inflatable pool is available in a number of different sizes, 4 metre x 4 metre shown below.



side view



front view (from playing consoles)

PVC colours available



colour swatch should be used for indication only
exact colour supplied may differ

how to specify your own track

Step 1.

Decide on track size, inflatables are available in a number of sizes (4m x 4m shown above):

- **4 metre x 4 metre (13ft x 13ft)**
(4 models maximum)
- **6 metre x 6 metre (20ft x 20ft)**
(up to 6 models maximum)
- **8 metre x 8 metre (26ft x 26ft)**
(up to 8 models maximum)

Step 2.

Select remote control car model type, options:

- **Standard Tornado Cars**
- **Dodgems**

For more information please refer to individual product leaflets.

Both 23" 0.58 metres in length.

Step 3.

Select inflatable colours and custom hoop design if applicable.

Standard Tornado dodgem design available as shown in the above images. PVC colour swatch to be used as a guide.

Interlocking floor tiles can be removed from order depending on the proposed model running surface. Please check with Tornado.

supplying direct to the amusement industry for over 50 years

tel: +44(0)121 773 1827

optional battery charging & storage systems



www.tornado-uk.com

all dimensions and specifications shown are approximate only and subject to change

in-model charging

for 23" - 58cm cars and 32" - 80cm boats

Specifications & features continued:

- Twin charging station is manufactured in coloured PVC together with independent charger modules for each car position. Modules fitted with colour changing LED's to indicate charge status.
- Each station is supplied complete with frame support and wall mounting points.
- A spare battery per model can also be charged with our in-model charger and the facility exists to ensure that either the battery inside the model is charged or the spare battery.
- Designed to be wall mounted in a modular design for up to 12 models.
- Our Tornado designed in-model charger is a brand new unique design incorporating our industry renowned and proven Genesis technology for performance and reliability every day.



charger modules

Specifications & features:

- We know how important battery charging and performance is. Charging batteries at the end of a long day has never been so simple with in-model charging. Our wall mounted modular charging station is an excellent time saving and storage solution. Tornado in-model charging is an operator's dream.
- No need to remove the car top to access the battery, simply mount the complete car on the charging station. Also reduces wear on the car tops.

dimensions per dual station
width 740mm - height 640 mm - max depth 400mm
(max depth quoted based on tallest car top)

installation & storage



spare battery

now available for both cars & boats
available with new units or as an upgrade to
your existing equipment

supplying direct to the amusement industry for over 50 years

tel: +44(0)121 773 1827

optional battery charging & storage systems



www.tornado-uk.com

all dimensions and specifications shown are approximate only and subject to change

charge 'n' store cart

for 23" - 58cm cars and 32" - 80cm boats



Specifications & features:

- Our charge 'n' store cart enjoys all of the great charging and storage features of our in-model charger combined with a portable and manoeuvrable transport system for all of your models.
- Increase profits and protect the models with reduced handling.
- Improve efficiency by saving time at the start and end of each operating day.
- At the end of the operating day, simply mount the models on the cart. This automatically connects the battery to the charger. There is no need to remove the model top or battery and there are no cables to connect.
- Then, simply return the loaded cart to a secure weatherproof location and connect the single cable from the supplied power unit to the cart. The model's battery will be automatically charged, each battery receiving the correct charging profile depending on its needs. In the morning, simply disconnect the cart, wheel to the model area and return the models to the play area. This product will significantly reduce both the number of employees and time needed to open and close the attraction. Reduced handling will also reduce the risk of employee damage to the models, contributing to further savings.
- The cart operates as a modular system. Connect modules together to support larger installations, picture shown opposite as a single module supporting 4 models.
- Metal powder coated frame or a stainless steel option is available together with easy store handle for increased manoeuvrability.
- Heavy duty castors with brakes are fitted to ensure the cart can withstand the constant rigours of daily use. The system can be used for both 23" - 58cm remote control cars and all 32" - 80cm remote control boats.
- Our charge 'n' store cart is a brand new unique design incorporating our industry renowned and proven Genesis technology for performance and reliability every day. Designed and manufactured with experience from over 50 years of supplying amusement equipment, quite simply:

...in our experience this a must have addition to any remote control installation.

supplying direct to the amusement industry for over 50 years

tel: +44(0)121 773 1827

remote control super trucks (55" - 1.4 metres)

all dimensions and specifications shown are approximate only and subject to change



www.tornado-uk.com

super truck console



- Realistic backup beeper sounds when the truck is reversed. Speed also reduced to 1/5th of forward speed for extra control.

twin player "master" console shown in standard white fibre glass with blue steering pods

- To assist with trailer coupling automatic brakes operate on two wheels of the trailer.

- Should the truck jack-knife, the trailer will part with the cab unit automatically.

- Available in sets of 4,6,8,10 or 12 models, please see recommended area sizes over.

Specifications & features:

- Electronic multi coin mechs fitted as standard. Note acceptors also available (currency restrictions may apply). Alternatively, can be supplied ready to interface with customer's own card swipe system.
- Electronic credit display allows the operator complete control over the price of play.
- Cab and trailer chassis moulded from polypropylene with additional support from substantial bumpers to ensure Super Trucks are strong and extremely hard wearing.
- Three styles of cab body available and four styles of trailers. Any truck will connect to any trailer, see styles over.
- Indoor or outdoor operation with all age appeal.
- With no direct staffing, our standard "Genesis" technology provides the desired minimal maintenance, excellent payback and consistent profits.

super truck model



supplying direct to the amusement industry since 1970

tel: +44(0)121 773 1827

remote control super trucks (55" - 1.4 metres)


all dimensions and specifications shown are approximate only and subject to change

super truck installation

a painted track and loading bay area is a simple but effective way of providing skill and extra features for players

allow plenty of space to hitch / unhitch any cab and trailer

typical console mounting fence shown



example shown 12 models



www.tornado-uk.com

Standard Super Truck set includes: (example 6 model unit)

- 1 master twin console. Power supply unit provides 24V AC and must be located within 9 metres of this console. PVC cover.
- 2 slave consoles which connect directly to the master console via standard 6 metre cables. PVC covers.
- 6 truck models and 6 trailers. See examples below, various colours and styles available, 3 truck styles (cab, cab over and turbo) and 4 trailer styles (box, flat bed, grain and tanker), any combinations.
- 12 batteries (one spare battery per truck) and 6 module battery charger (115 - 230V), must be stored indoors.
- 1 power supply unit (115-230V), can be located outdoors.
- Spare truck chassis, comprehensive spares pack and manuals.

super truck bodies & trailers



turbo body c/w box trailer



turbo body c/w flat bed trailer

recommended area sizes

4 trucks	6 trucks
7 x 5 (metres)	8 x 6 (metres)
23 x 16 (ft)	25 x 20 (ft)
8 trucks	10 trucks
9 x 7 (metres)	9 x 8 (metres)
30 x 23 (ft)	30 x 25 (ft)
12 trucks	
12 x 9 (metres)	
40 x 30 (ft)	

if unsure please do not hesitate to contact us



cab over body c/w grain trailer



cab body c/w tanker trailer

supplying direct to the amusement industry since 1970

tel: +44(0)121 773 1827

aqua blasta (4 themes available - medieval, fire, pirate & jungle)



www.tornado-uk.com

all dimensions and specifications shown are approximate only and subject to change jungle theme



- Electronic timer allows operator complete control over the price of play and play duration.
- Complete with attract mode to attract passers by when the game is not in use.
- Outdoor or indoor operation with all age appeal. Additional splashback kit and rubber matting recommended for indoor operation.
- Polyester painted galvanised steel cabinet sealed with silicone rubber. Fibre glass consoles and pump housing. Targets manufactured from PVC with non ferrous bearings and fixings.
- Full colour outside cabinet decals (side), target themed decals and realistic sound effects*.

* Check with Tornado for units equipped with sound

Specifications & features:

- Available in 4 different themes to suit a variety of different locations. Aqua Blasta is simple, fast and exciting with up to 40 water activated targets and interactive fire back features for increased player enjoyment.
- Stand alone game for 4 players. No staffing required, minimal maintenance, excellent payback and consistent profits. Electronic multi coin mechs fitted as standard or alternatively, can be supplied ready to interface with customer's own card swipe system.
- Makes excellent use of otherwise redundant space as Aqua Blasta requires only a solid flat level 3 x 3 metres of floor area (includes standing area).

pirate theme



supplying direct to the amusement industry since 1970

tel: +44(0)121 773 1827

all dimensions and specifications shown are approximate only and subject to change

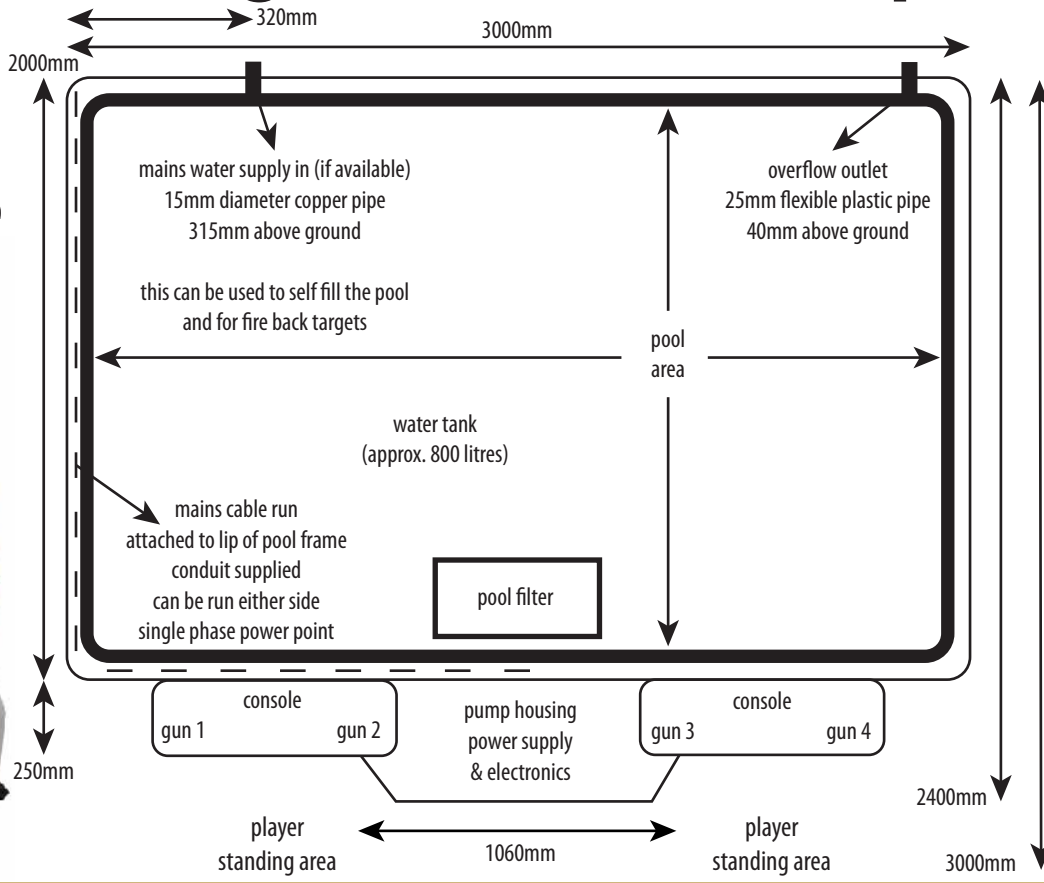
fire theme



Specification & features continued:

- Enclosed cabinet with full colour themed decals (U.V. resistant), roof section , pool frame and pool liner.
- Central pump housing complete with water pump and 12V distribution solenoids, power supply unit (115-230V) and control electronics featuring full cash and game reporting.
- Single mains pump (1kW) is used to re-circulate and pump water through each gun and a large pool filter prevents debris from entering the pump and water jets.
- All themes same size.
(please see plan below)

ground installation plan



medieval theme



- Twin consoles with water cannon guns and hoses. All cannons have restricted movement to keep water jet inside cabinet. Also, targets can only be activated from certain positions to help encourage repeat plays.
- All themes supplied with spares pack and operator's manual.

height from ground to top of roof section 2 metres

flume blasta - water shoot cannons



www.tornado-uk.com

all dimensions and specifications shown are approximate only and subject to change

flume console



Specifications & features continued:

- High impact fire button fitted inside protective surround, mounted on 6mm thick decorative perspex plate to ensure flume blasta is extremely hard wearing and ready to withstand constant daily use and abuse.
- Extremely simple to operate with only a clean fresh mains water feed and local mains power supply required. The Tornado designed control electronics can be customised on site to allow for different game and timing settings from a numbers of shots to a combination of shots. Timer control has the added flexibility of delays between shots to help the unsuspecting riders!
- Supplied with standard white fibre glass console complete with black PVC coloured gun cover. Other colours available if required, please see over for examples. Available with a minimum of 4 consoles and up to a maximum of 8 consoles can be run from a single power transformer which is supplied to convert local mains supply (100-240V) to 24V AC.
- A booster pump unit is available as an optional extra if extended range is required. The need for this will depend very much on local mains water supply conditions however Tornado would recommend this unit for installations of 5+ positions from a single water feed or where the water shot distance is in excess of 5 metres to help provide a consistent water shot for your guests. Please do not hesitate to ask for more details if you feel a booster pump unit may be required.

flume installation



example shown 4 positions

Specifications & features:

- Multi coin mechs fitted as standard complete with electronic credit display which allows operator complete control over the price of play.
- Supplied as standard with high grade stainless steel stand as shown above and in the picture opposite for floor mounting. Alternatively, stand can be removed if fence mounting is preferred.
- Indoor or outdoor operation with all age and large group appeal.

supplying direct to the amusement industry since 1970

tel: +44(0)121 773 1827

flume blasta - water shoot cannons

all dimensions and specifications shown are approximate only and subject to change

flume installations

maximise profits using existing attractions and otherwise unused space

picture opposite shows an installation with base mounting onto concrete pads, yellow fibre glass consoles and blue PVC coloured covers

this installation is also fitted with an optional booster pump which can be located out of view to help maintain theming and visual effect



a great addition to an existing attraction

water circulation

- Tornado flume blasta electronics are fitted with a water purge mode feature which can be set so that after a period of inactivity the gun will fire a jet of water for a variable period of time to help ensure your guests are sprayed with fresh water. It's also a great way of attracting new guests to play. This option can be customised on site and also set for a longer time when first powered up.

a tap to drain system is recommended

Standard flume blasta set includes: (example 4 position unit)

- 4 individual flume blasta consoles complete with control electronics and PVC covers. All consoles fitted with 24V AC water valves complete with 1/2" hose adapters.
- 1 power supply unit (100 / 240V to 24V), which can be located outdoors and length of 24V cable to daisy chain consoles together on site. Must be cut to required lengths on site, see below.
- Standard water installation fittings including 12.5mm flexible hose, various hose fittings and hose clips.
- Optional flume blasta booster pump assembly complete with housing for outdoor location.
- Spares and product manuals.



a great way to profit from unused space


ground installation plan

recommended installation method for 4 flume consoles

this method is preferred as all hoses and power cables can be run underground and out of sight

pull cords should be used to daisy chain 24V power between the consoles

25mm duct to run from the position of the power supply to console number 1 or 4



flume console 3 omitted for clarity

water supply pipe to protrude 70-150mm above concrete surface

smooth surface of concrete

100mm duct

20mm or 25mm HDPE water supply pipe

orbiter hit'n' spin

(59" - 1.5 metres)



www.tornado-uk.com

all dimensions and specifications shown are approximate only and subject to change

orbiter car front



Specifications & features continued:

- Attractively decalced bodies are available in a variety of fibre glass colours. Indoor or outdoor operation, one sized car and all age appeal.
- A unique futuristic battery operated vehicle for operators wanting a flexible and versatile bumper car solution without the development, expense and running costs of a conventional dodgem track.
- "We've been hit!" hit 'n' spin feature gives added enjoyment via a safe infra red beam activated by pushing the fire button on the right hand joystick control. Each car has targets mounted in the rear 270 degree section; hit a target on another car and that car will spin one and a half revolutions before play continues.
- Available with optional Ridemaster safety system, seatbelts and any number of vehicles depending on the area size available, please see over for more information.
- Strong painted steel chassis, solid rubber tyres and substantial pneumatic bumper combined with Tornado designed robust motor drive system help provide an extremely strong and hard wearing solution to cope with the vigours and demands of impacts through continued and profitable operations.

Specifications & features:

- Orbiters are powered by 2 heavy duty 12 volt rechargeable batteries and can be operated on most level floors including wood, tarmac or concrete. Only a secure barrier is required around the track perimeter.
- Voice sound effect confirms that the player has been hit which encourages a fun and game element between individuals or teams.
- Orbiters move with an instant response from finger-tip twin joysticks offering players exceptional versatility and control.
- The unique angled safety seat and padded head rest allows both children and adults to ride safely in a comfortable position with easy access to the joystick controls.

rear view



supplying direct to the amusement industry since 1970

tel: +44(0)121 773 1827

orbiter hit'n' spin

(59" - 1.5 metres)

all dimensions and specifications shown are approximate only and subject to change orbiter installation

Orbiter bumper cars have been designed with you, the operator, in mind. From the ease of simple day to day use, maintenance with our modular parts for service and repair to the very important issue of safety for your customers. Orbiters can be operated as follows:

- As stand alone vehicles with optional seat belts. Each car with independent control electronics and timers operated via a coin/token.
- Fitted with our Tornado designed and manufactured Ridemaster system featuring the ability to control all vehicles from one staffed central location and optional seat belts. Please see more information opposite on ridemaster.

We take safety very seriously and have designed our vehicle to offer the necessary comfort and protection for your guests.

in normal operation (non ridemaster control) the main control box comes with variable timer, variable volume and coin control

orbiters travel at approximately 4 mph and can spin around on the spot with the 2 joysticks pushed in opposite positions

batteries should be given a good overnight charge at the end of every day and can even be charged in the car itself or taken to a charging location



picture shows orbiters fitted with optional 3 point inertia seat belts

recommended area sizes

4 orbiters	6 orbiters	8 orbiters	10 orbiters	12 orbiters
6 x 6 (metres)	8 x 6 (metres)	6 x 10 (metres)	10 x 10 (metres)	12 x 10 (metres)
20 x 20 (ft)	26 x 20 (ft)	20 x 33 (ft)	33 x 33 (ft)	40 x 33 (ft)



www.tornado-uk.com

ridemaster safety system

- For enhanced safety, this system allows orbiters to operate in 3 different modes:
- 1) Individual Play**
Orbiters work independently using their own internal timer (a go is started when a coin/token drops through the coin mech).
 - 2) Session Play - Pay in Car**
Guests pay in the car by dropping coin through the coin mech. All vehicles coined are started by the attendant and time out at the same time from the central Ridemaster control box timer.
 - 3) Session Play - Pay Attendant**
Guests pay attendant instead of coin mech insertion. All other features as 2) above.
- In all Ridemaster modes, the cars can all be stopped immediately during a go using the emergency stop located on the start/stop hand controller.**



Standard Orbiter set consists of: (example 4 model unit)

- 4 Orbiter cars complete with electronic multi coin mechs to work with local currency and or tokens, control electronics and your choice of fibre glass bodies from our standard range. Chrome hand rails are also included.
- 8 heavy duty dry fit batteries (2 required per Orbiter car) and 2 charging stations, each able to charge up to 4 batteries at the same time.
- Comprehensive spares pack and operator manuals, featuring 1 spare complete Orbiter control electronics.

supplying direct to the amusement industry since 1970

tel: +44(0)121 773 1827

Tornado International Limited
Unit 20 Stirchley Trading Estate
Hazelwell Road
Stirchley
Birmingham
B30 2PF
United Kingdom

Tel: +44 (0)121 773 1827

Email: sales@tornado-uk.com

Web: www.tornado-uk.com

Please accept this information
with our compliments.

For prices and additional details
please contact us.

