

PARTS LIST

60cm Boats



Manufactured in the United Kingdom



RoHS

Contents;

- 2 - Boat Console - Page 1**
- 3 - Boat Console - Page 2**
- 4 - Boat Steering Wheel S/Assy**
- 5 - Boat F+R Stick S/Assy**
- 6 - Multi Mech Coin Door**
- 7 - Boat TX & TX Motherboard**
- 8 - Boat Console Motherboard**
- 9 - Boat Power Supply/Receiver fault codes**
- 10 - Boat Charger & Battery**
- 11 - Boat Hull less Motors**
- 12 - Boat Hull Complete**
- 13 - Boat Top Fixing guide**
- 14 - Spares Pack**


www.tornado-uk.com
sales@tornado-uk.com
Tel +44 121 773 1827
Fax +44 121 773 6056

Tornado International Limited
Unit 20
Stirchley Trading Estate
Hazelwell Road
Stirchley
Birmingham
B30 2PF
England, United Kingdom

Item	Part Number	Description
1	6J00-885	Console Mother PCB Assy 99
2	6J00-200/201	Genesis Boat S/Wheel S/Assy
3a	2G01-810	99 Console Moulding White Drilled
3b	3G01-810	99 Console Drilled C/W 1x Access Door (Master Console only)
4	2J00-201	Cash Box Assy 2003
5	2J00-801	Cash Box Locating Block
6	1H00-725	Cash Box Strap (Hasp)
7	0F05-016	Pop Rivet Alu Domed Open 3.2x11.5mm Black
8	1H00-351	Spacer Nylon Tapped M5 6.35x9.53mm
9	0F00-506	Nut M5 Thumb Nylon Kn
10	0F00-586	M Screw M5x30MM SKT Button Head S/Steel
11	0F05-015	Pop Rivet Alu Domed Open 3.2x11.5mm
12	0F05-056	Pop Rivet Alu Domed Open 4x13.9mm
13	1L01-003	Genesis Credit Label 2007
14	1H08-052	PVC Clear 120x103x3mm
15	0F07-353	Cable 'P' Clip 12.5mm White
16	0F05-931	Hex Self Drill 4.8x19(10x3/4) S/Steel
17	2J07-005	Sports Cruiser S/Wheel Loom
18	3J01-850	2007 Multi Mech Coin Door S/Assy
19	0F05-956	Cup Hook Screwed
20	0F00-588	M Screw M5 x 30mm SKT Countersunk Head S/Steel
21	0F07-284	Clamp for 16 Way Ribbon Cable with sticky back
22	0H00-740	Spacer Nylon Tapped M5 12.7mm x 9.35mm
23	0F00-610	Washer M6x25MM S/S PSS6 1/4x1"
24	0F00-510	Washer M5x25MM S/Steel (2BAX1")
25	0F00-607	Nut M6 Wing S/Steel
26	3J00-806	Console Access Door White C/W Lock (Master Console Only)

(Not all items are on this page, some are on the next page)

8J07-810 - Genesis Master Console



TX Motherboard Assembly



TX Motherboard mountings are at the back of the console.

8J07-809 - Genesis Standard Console



6J00-200 - Mini Marina Steering Wheel Assembly



6J00-201 - Pirate Steering Wheel Assembly



* Blank doors & Note Acceptor doors are also available
Themes can be mixed upon request

Note: The information contained in this publication is correct at the time of printing, but owing to the continued development of the products, changes in the specification may be inevitable. The manufacturer reserves the right to implement such changes without prior notice.





Item	Part Number	Description
1	6J00-885	Console Mother PCB Assy 99
2	6J00-200/201	Genesis Boat S/Wheel S/Assy
3a	2G01-810	99 Console Moulding White Drilled
3b	3G01-810	99 Console Drilled C/W 1x Access Door (Master Console only)
4	2J00-201	Cash Box Assy 2003
5	2J00-801	Cash Box Locating Block
6	1H00-725	Cash Box Strap (Hasp)
7	0F05-016	Pop Rivet Alu Domed Open 3.2x11.5mm Black
8	1H00-351	Spacer Nylon Tapped M5 6.35x9.53mm
9	0F00-506	Nut M5 Thumb Nylon Kn
10	0F00-586	M Screw M5x30MM SKT Button Head S/Steel
11	0F05-015	Pop Rivet Alu Domed Open 3.2x11.5mm
12	0F05-056	Pop Rivet Alu Domed Open 4x13.9mm
13	1L01-003	Genesis Credit Label 2007
14	1H08-052	PVC Clear 120x103x3mm
15	0F07-353	Cable 'P' Clip 12.5mm White
16	0F05-931	Hex Self Drill 4.8x19(10x3/4) S/Steel
17	2J07-005	Sports Cruiser S/Wheel Loom
18	3J01-850	2007 Multi Mech Coin Door S/Assy
19	0F05-956	Cup Hook Screwed
20	0F00-588	M Screw M5 x 30mm SKT Countersunk Head S/Steel
21	0F07-284	Clamp for 16 Way Ribbon Cable with sticky back
22	0H00-740	Spacer Nylon Tapped M5 12.7mm x 9.35mm
23	0F00-610	Washer M6x25MM S/S PSS6 1/4x1"
24	0F00-510	Washer M5x25MM S/Steel (2BAX1")
25	0F00-607	Nut M6 Wing S/Steel
26	3J00-806	Console Access Door White C/W Lock (Master Console Only)

(Not all items are on this page, some are on the previous page)

The Credit Display is suspended from the top of the console. It is mounted on four downward facing screws (item 20.) The console is sandwiched between the screw heads and spacers (item 22) and the Credit Display PCB is sandwiched between the spacers & the thumb nuts (9.) The Credit Label (item 13) conceals the screw heads from above.



The installation fixing kit is supplied in the Spares Pack (Page 15)




6

4

5



12



23

25



Position Labels;

1L08-010 - 1 & 2

1L08-013 - 7 & 8

1L08-011 - 3 & 4

1L08-014 - 9 & 10

1L08-012 - 5 & 6

1L08-015 - 11 & 12

11



7

13

14

9



24

10

15

20



Note: The information contained in this publication is correct at the time of printing, but owing to the continued development of the products, changes in the specification may be inevitable. The manufacturer reserves the right to implement such changes without prior notice.

3J02-852 - Credit Display

Item	Part Number	Description
1	2G00-210	Genesis Boat S/Wheel Mould Brown Drilled
2	5J07-001	F/R Stick S/Assy (see page 5 for breakdown)
3	3J02-600	Remotes Optical Fwd/Rev PCB 2014
4	0H01-180	Steering Wheel 270deg Optical Control Assy
5	2J00-105	Steering Wheel Red LED S/Assy
6	2J00-106	Steering Wheel Green LED S/Assy
7	2J00-107	Optical Steering Mechanism Loom
8	1H01-210	Genesis Boat S/Wheel Extension Shaft
9	0F00-902	Washer M14A Steel ZP
10	0F00-901	Nut M14 Steel ZP
11	1H01-300	Spacer Nylon 46x18x10mm (only used with 1H01-260)
12a	1H01-260	Boat Steering Wheel Fijian Mahogany 95 (Pirate Theme)
12b	1H01-239	Boat Steering Wheel Metal (80cm Mini Marina Theme)
13a	1H01-135	Pirate Boat Stick Lever S/Steel (Pirate Theme)
13b	1H01-148	Sport Cruiser F/R Stick Stainless Steel (80cm Mini Marina Theme)
14a	1L01-221	Pirate Boat F/R S/W Decal Coloured (Pirate Theme)
14b	1L01-230	Genesis Boat F/R Panel Light Walnut (80cm Mini Marina Theme)
15	1L01-146	F/R Stick Label (only used with 1L01-230)
16a	1L01-222	Pirate Boat Dashboard S/W Decal Coloured (Pirate Theme)
16b	1L01-232	Genesis Boat Dashboard Panel Light Walnut (80cm Mini Marina Theme)
17	1L01-155	Genesis Instrument Dash Panel Decal Set (only used with 1L01-232)
18	0H00-252	Gear Knob 90 (only used with 1H01-135)
19	0H00-255	S/A NIC Neoprene Sponge 15mm x 1/2"
20	0E00-369	P/Butt. ACT/IND Green Circular
21	0E00-423	Bulb 24v T3 1/4 10mm Wedge
22	1L01-910	Tornado Int. Bubble Label 23x53mm (only used with 1L01-230)
23	0F00-606	Nut M6 Nyloc S/Steel
24	0F00-609	Washer M6B S/Steel
25	0F00-654	Cap Screw M6x12mm S/Steel
26	0F00-664	M Screw M6x12mm SKT BTN/HD S/S
27	0F05-016	Black Pop Rivet Alu Domed Open 3.2x11.5mm
28	0F00-568	M Screw M5x20mm Security SKT.BTN/HD S/S (only used with 1H01-239)
29	0F05-156	Pop Rivet Alu Domed BLBX 4x21.3mm
30	0F07-353	Cable 'P' Clip 12.5mm White
31	1H02-151	Genesis Boat Slot Shield RH
32	1H02-152	Genesis Boat Slot Shield LH
33	0F00-655	Cap Screw M6x16mm S/Steel (only used with 1H01-239)
34	1L01-220	Genesis Pirate Boat Sword Panel Coloured (Pirate Theme)
35	0H01-182	Optical PCB Gear Set & Brkt (part of 0H01-180, can be bought separately)
36	0H01-184	Optical S/W Gear 60T 15mm Bore (part of 0H01-180, can be bought separately)
37	1H00-252	Metal Boat Steering Wheel Centre Cap (part of 1H01-239, can be bought separately)

Fig 1 - Underside view
 Fig 2 - Front View
 Fig 3 - 6J00-201 - Pirate Theme
 Fig 4 - 6J00-200 - 80cm Mini Marina Theme
 Fig 5 - Pirate steering wheel mechanism
 Fig 6 - Mini Marina steering wheel mechanism




Note: The information contained in this publication is correct at the time of printing, but owing to the continued development of the products, changes in the specification may be inevitable. The manufacturer reserves the right to implement such changes without prior notice.

-4- Genesis Boat Steering Wheel S/Assy 6J00-200/201

Themes can be mixed upon request (as shown in Fig 2)



Item	Part Number	Description
1	2H00-209	DL F/R Stick Bearing Slot
2	1H00-246	DL Plate Spacer
3	1H00-248	DL Stick Arm Collar
4	1H01-136	End Stop
5	1H00-518	F/R Collar 30mm C/W Pin
6	1H01-139	Stick Side Plate Spacer
7	1H01-142	Stick Mounting Plate
8	1H01-143	Stick Side Mounting Plate
9	1H01-144	Stick Side Plate
10	1H01-145	F/R Stick Boss
11	0H01-190	F/F Hex Spacer - Metal ZP 10x35mm M6 thread
12	0H00-220	S/W Disc Spring
13	0F00-541	Socket Set Screw M5x5mm KCP S/Steel
14	0F00-606	Nut M6 Nyloc S/Steel
15	0F00-640	M Screw M6x60mm SLT P/HD S/Steel
16	0F00-709	M Screw M6x60mm Hex HD S/Steel
17	0F00-959	Washer M20 Form B S/Steel



Note: The information contained in this publication is correct at the time of printing, but owing to the continued development of the products, changes in the specification may be inevitable. The manufacturer reserves the right to implement such changes without prior notice.



Item	Part Number	Description
1	0H00-008	Lock & Tongue Assy C/W Key 281901
2	0F05-506	Nut M5 Thumb Nylon KN
3	1H01-250	Coin Door PCB Bracket
4	0H00-016	Cranked Cam 65296-5000 (Dimension B-30mm)*
5	0A00-758	S/S DBL Entry Coin Door C/W Hinge
6	0A00-759	Black Frame For Standard Door 62-0012
7	0A01-758	Horizontal FP +Microswitch 12v 62-0013
8	0A01-759	Clamps Door 62-0014
9	0A01-760	M5 H8x10 SLTD Hex Washer 62-0015
10	0F07-283	Clamp For 16 Way Ribbon Cable
11	0F07-284	Clamp For 16 Way Ribbon Cable With Sticky Back

*Other cranked cams are available for older door frames

3J02-853 - Genesis 2007 Multi Mech Connection PCB (Sold Separately)

Fig 2

0A01-008 - QL Microcoin Multi Coin Acceptor (Sold Separately)

Fig 1

Fig 1 - Inside view of frame

Fig 2 - Inside view of door, including QL Coin Acceptors and Multi Mech Connection PCB


Note: The information contained in this publication is correct at the time of printing, but owing to the continued development of the products, changes in the specification may be inevitable. The manufacturer reserves the right to implement such changes without prior notice.

-6- Multi Mech Coin Door - 3J01-850

Blank doors and doors cut for note acceptors can also be specified.



Item	Part Number	Description
1	7J01-851	DS transmitter 137KHz C/W Cover 91 (boat)*
	7J01-852	DS transmitter 100KHz C/W Cover 90 (truck)*
	7J01-854	DS transmitter 120KHz C/W Cover 93 (car)*
2	7J00-893	DS master timer 24v
3	4J01-860	Genesis TX motherboard & carrier assembly
4	4J01-850	TX carrier cover
5	4J01-854	DS loop transformer 132/137KHz*
6	2J01-851	TX channel shorting plug assembly
7	1V00-855	DS TX cover 137KHz black (boat)*
	1V00-856	DS TX cover 100KHz white (truck)*
	1V00-158	DS TX cover 120KHz blue (car)*
8	0F00-311	M Screw M3x6 pan head pozi stainless steel
9	0F00-308	Washer M3A stainless steel
10	0F00-370	Nut M3 stainless steel
11	1L00-053	Genesis TX motherboard label & timer label
12	3J01-860	Genesis TX motherboard (without carrier)



A - Transmitter assembly
 B - Transmitter fixings
 C - Motherboard assembly without cover
 D - Motherboard assembly with cover

*Part numbers will vary depending on specified frequency
 Note: The information contained in this publication is correct at the time of printing, but owing to the continued development of the products, changes in the specification may be inevitable. The manufacturer reserves the right to implement such changes without prior notice.

-7- Genesis TX & TX motherboard



Item	Part Number	Description
1	6J00-885	Console Mother PCB Assy 99
2	2J08-006	"End of Go" Warning Board Assy
3	3J02-852	Genesis Credit Display PCB 2007
4	7J00-890	Genesis 2004 Dual Slave Timer 24v
5	3J00-857	Genesis Credit Display Interface




Fig 1 - Motherboard with "End of Go" Warning Board Assy, Slave Timer and Credit Display Interface detached

Fig 2 - Motherboard with "End of Go" Warning Board Assy, Slave Timer and Credit Display Interface attached

Note: The information contained in this publication is correct at the time of printing, but owing to the continued development of the products, changes in the specification may be inevitable. The manufacturer reserves the right to implement such changes without prior notice.

-8- Genesis Boat Console Motherboard



Item	Part Number	Description
1	4J00-940	2009 Universal PSU Assy Cased - Available in 100v - 240v
2	0E00-157	Fuse 20mm 5A Quick Blow Ceramic
3	0E00-158	Fuse 20mm 5A Anti Surge (T) HBC Ceramic




Fig 1 - Power Supply with lid
Fig 2 - Power Supply without lid, with transformer housing
Fig 3 - Power Supply PCB with both fuses exposed
Fig 4 - Output plug - 3 Pin XLR
Fig 5 - Mains input plugs - Can be specified to your local standard

Note: The information contained in this publication is correct at the time of printing, but owing to the continued development of the products, changes in the specification may be inevitable. The manufacturer reserves the right to implement such changes without prior notice.

-9- Genesis Boat Power Supply 4J01-940,
Boat Receiver Fault Codes 6J01-902



Fault Codes for Genesis Boat Receivers:

- F1 - Left hand motor overload
- F2 - Right hand motor overload
- F3 - Left hand motor short circuit
- F4 - Right hand motor short circuit



Item	Part Number	Description
1	7J00-962	Charger Case S/A 6m Boat 2009
2	4J01-960	2006 New Charger Module No Leads 230V
	4J01-961	2006 New Charger Module No Leads 115V (Pictured)
3	1W00-021	2006 Charger Bus Bar Interface Lead
4	1W00-022	2006 Charger Battery Lead Boats
5	0F05-857	S/Tap 4x 3/8"Pozi AB P/HD S/S
6	2B00-002	Boat Battery (complete with studs)
7	0E00-130	Fuse 2A Quick Blow Glass

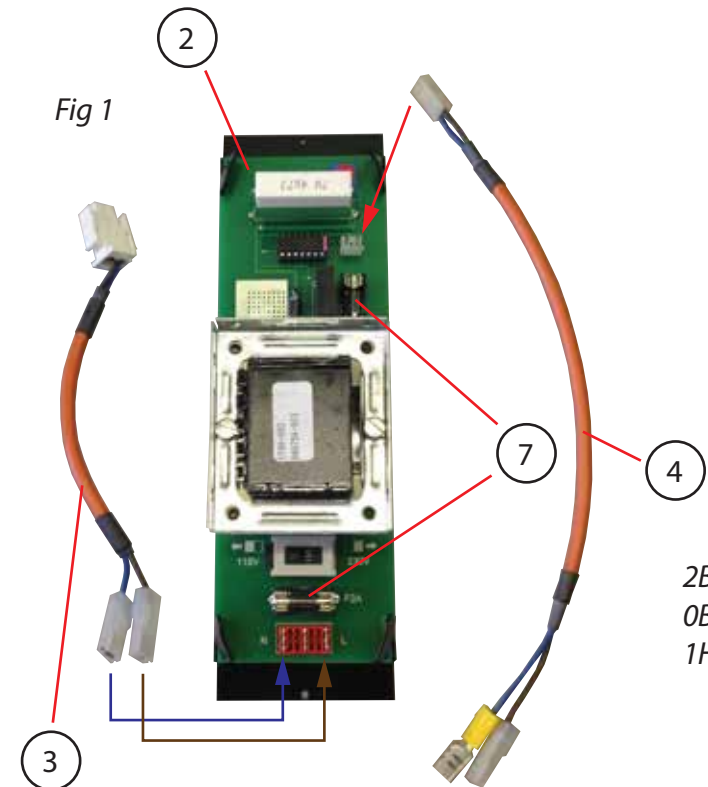



Fig 1 - Charger Module Lead attachment points
Fig 2 - Bus Bar - located inside Charger Case
Fig 3 - Mains Input Plugs - Can be specified to your local standard where possible

Note: The information contained in this publication is correct at the time of printing, but owing to the continued development of the products, changes in the specification may be inevitable. The manufacturer reserves the right to implement such changes without prior notice.



2B00-002 - Boat Battery consists of;
0B00-008 - Sonnenschein A512/6.5 S Battery
1H00-031 - Boat Battery Studs



5J01-960 - Boat Charger UK spec (230v)
5J01-961 - Boat Charger USA spec (115v)
5J01-962 - Boat Charger Europe spec (230v)
5J01-963 - Boat Charger other country spec

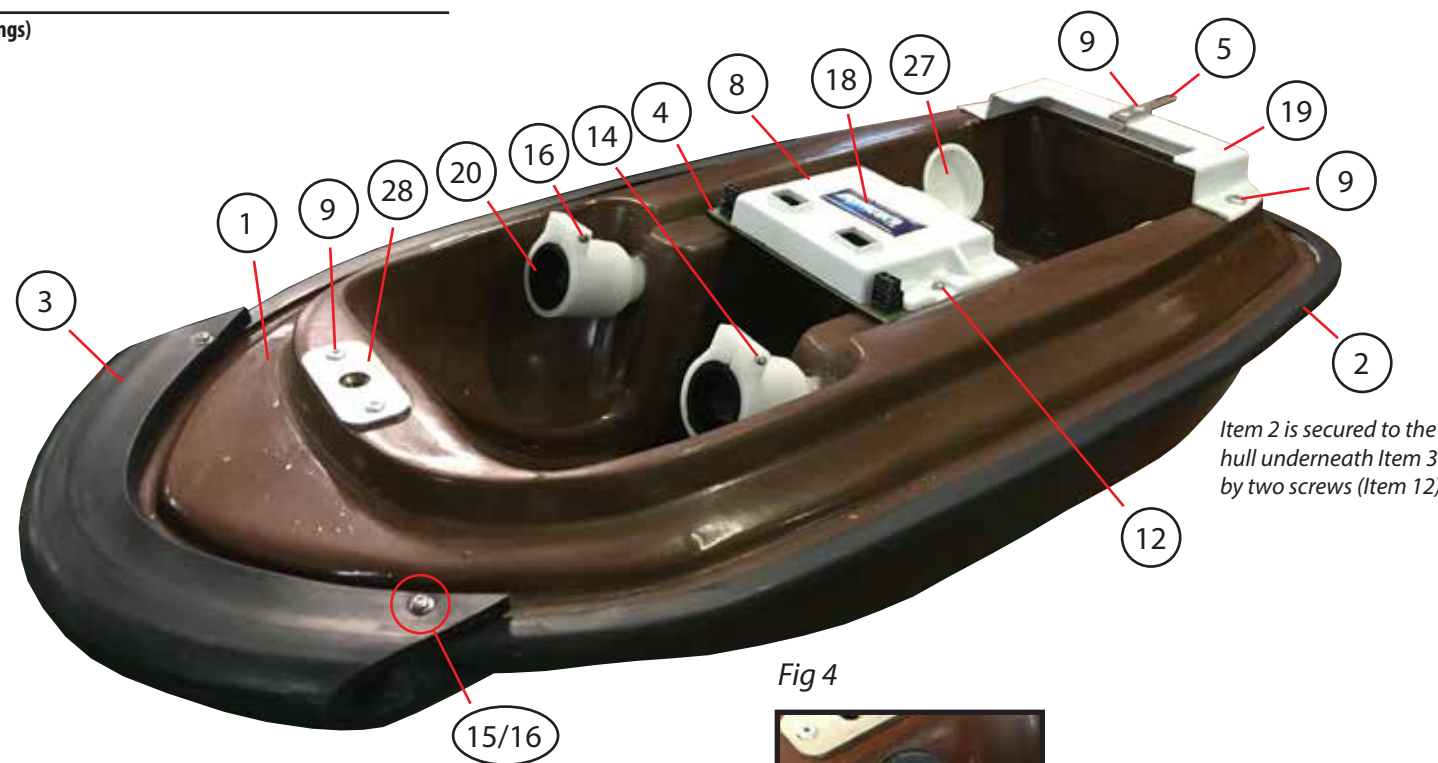


0K00-270 - Type G IEC Lead
0K00-271 - Type B IEC Lead
0K00-272 - Type F IEC Lead
0K00-269 - Type I IEC Lead

-10- Genesis Boat Charger & Battery



Item	Part Number	Description
1	2G00-116	60cm Pirate Ship Hull Moulding (Fibreglass only, no fixings)
2	2H00-956	Bumper Strip Boat 2m
3	2H00-957	Front Bumper Boat .275m
4	2J07-140	Battery & RX Contact Board
5	1H00-111	Top Fixing Peg (2mm Stainless)
6	1H00-135	Battery Contact Strip Large M.S/Steel
7	1H00-136	Battery Contact Strip Small M.S/Steel
8	1V07-005	S/Cruiser Batt. Terminal Cover
9	0F05-015	Pop Rivet Alu Domed Open 3.2x11.5mm
10	0F05-161	Pop Rivet Alu Domed BLBX 4.8x23.3mm
11	0F05-507	Split Pin 3/32"x3/4"
12	0F05-857	S/Tap 4x3/8" Pozi AB P/HD S/Steel
13	1H01-209	Boat RX Retaining Bracket
14	0F00-305	Nut M3 Nyloc S/Steel
15	0F00-308	Washer M3A S/Steel
16	0F00-337	M Screw M3x30mm P/H S/Steel
17	0E00-979	Grommet PVC 43mm
18	1L01-910	Tornado Int. Bubble Label 23x53mm
19	1V01-601	60cm Pirate Ship Top Fixing Peg Mount
20	1H00-109	Motor Sleeve Black
21	1H00-113	Propshaft & Coupling Assy
22	0H00-015	Propellor 40mm SR M4 Red Nylon
23	0F00-342	Socket Set Screw S/Steel M3x5mm PCP
24	0F00-401	Nut M4 Brass
25	0F00-408	Washer M4 Brass
26	0H00-739	Spacer Nylon 4.2x8x4mm
27	0H00-991	Boat Dust Cap 1 3/4"
28	1H01-060	Boat Catch Threaded Plate M8



Item 2 is secured to the hull underneath Item 3 by two screws (Item 12)




Fig 1

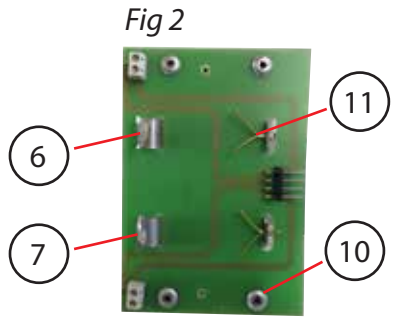


Fig 2




Fig 3



Fig 4




Fig 5

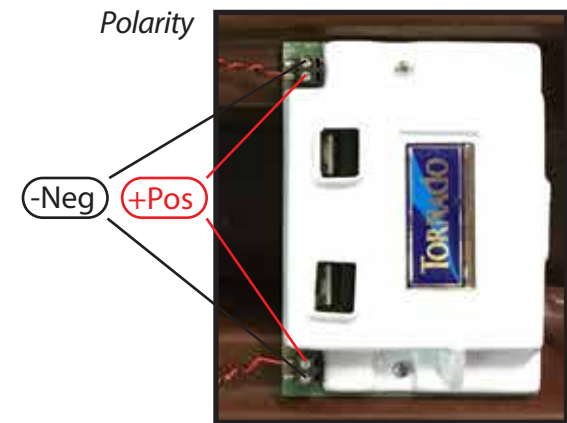
Fig 1 - View from beneath Battery & RX contact board
Fig 2 - Battery & RX contact board without cover
Fig 3 - Bumper side view

Fig 4 - Inside front view
Fig 5 - Propshaft & Propellor assembly

Note: The information contained in this publication is correct at the time of printing, but owing to the continued development of the products, changes in the specification may be inevitable. The manufacturer reserves the right to implement such changes without prior notice.



7J00-116 - Genesis Complete 60cm Boat Hull



0M00-003 - Motor Clear Seal (Can be purchased separately)




Note: The information contained in this publication is correct at the time of printing, but owing to the continued development of the products, changes in the specification may be inevitable. The manufacturer reserves the right to implement such changes without prior notice.

-12-Genesis 60cm Boat Hull Complete 7J00-116



60cm Boat Pirate Ship Top
(Red striped sails also available)

Locating hole (at the rear of the boat top)



Locating tab

Thumbscrew

Locating tab

Thumbscrew hole




Slide the locating hole over the locating tab, holding the top at an angle so it doesn't catch on the bumper strip. Fasten the thumbscrew into the thumbscrew hole to secure.

Note: The information contained in this publication is correct at the time of printing, but owing to the continued development of the products, changes in the specification may be inevitable. The manufacturer reserves the right to implement such changes without prior notice.

-13- Genesis 60cm Boat Top Fixing Guide



Item	Part Number	Description
1	0H00-600	Spares Box Trunk
2	1V00-050	Spares Pack Tray Insert
3	0M00-003	Motor Clear Seal
4	0E00-423	Bulb 24v T3 1/4 10mm Wedge
5	0H00-003	Metric Small Spanner Set
6	0H00-004	Tommy Bar
7	2H00-901	Set of Allen Keys (Boat)
8	2J00-200	3 Pin DIN Plug Loop Lead
9	3J02-600	Remotes Optical Fwd/Rev PCB 2014
10	2E00-871	Pack of Fuses
11	0H00-015	Propeller 40mm SR M4 Red Nylon
12	1H00-113	Propshaft & Coupling Assy
13	0W00-080	Cable 24/.2mm SGL Black (Loop Wire)
14	2F00-903	Pack of Screws & Nuts (Boat)
15	2J00-020	Tornado Leather Keyfob & Keys
16	2J01-851	TX Channel Shorting Plug S/A
17	0N01-316	3 in 1 Oil 100ml Flexican
18	0N01-317	Pure Petroleum Jelly 100g (Vaseline)
19	1F00-001	Charger & PSU Fixings
20	7J01-851	DS Transmitter 137 kHz
21	7J00-890	Dual Slave Timer
22	7J00-893	Master Timer
23	6J01-902	Genesis Boat Receiver
24	1N00-510	Genesis Boat User/Installation Manual
25	2J07-108	90cm Boat Stand
26		Installation Fixing Kit
27		Boat Care Guide Poster



Note: The information contained in this publication is correct at the time of printing, but owing to the continued development of the products, changes in the specification may be inevitable. The manufacturer reserves the right to implement such changes without prior notice.

-14- Genesis 60cm Boat Spares Pack

